

# The Global Legislators Database

## Characteristics of National Legislators in the World's Democracies

Nicholas Carnes\*    Joshua Ferrer<sup>†</sup>    Miriam Golden<sup>‡</sup>    Esme Lillywhite<sup>§</sup>  
Noam Lupu<sup>¶</sup>    Eugenia Nazrullaeva<sup>‡</sup>

2024-04-25 – Version 3.1 – Body word count: 3,637

---

\*Professor, Sanford School of Public Policy, Duke University, 201 Science Drive, SB 227, Box 90245, Durham NC 27708, [nicholas.carnes@duke.edu](mailto:nicholas.carnes@duke.edu)

<sup>†</sup>Ph.D. candidate, Department of Political Science, 4289 Bunche Hall, University of California at Los Angeles, Los Angeles, CA 90095, [joshuaferreer@ucla.edu](mailto:joshuaferreer@ucla.edu)

<sup>‡</sup>Corresponding author, Peter Mair Chair in Comparative Politics, European University Institute, 9 via della Badia dei Roccettini, 50014 Fiesole FI, Italy, [miriam.golden@eui.eu](mailto:miriam.golden@eui.eu)

<sup>§</sup>Ph.D. candidate, Institute for Inspiring Children's Futures, University of Strathclyde, Glasgow, Scotland G1 1XQ UK, [esme.lillywhite@strath.ac.uk](mailto:esme.lillywhite@strath.ac.uk)

<sup>¶</sup>Associate Professor, Department of Political Science, Vanderbilt University, Commons Center, PMB 0505, 230 Appleton Place, Nashville, TN 37203, [noam.lupu@vanderbilt.edu](mailto:noam.lupu@vanderbilt.edu)

<sup>‡</sup>Post-doctoral fellow, School of Public Policy, London School of Economics and Political Science, Houghton Street, London WC2A 2AE UK, [e.nazrullaeva@lse.ac.uk](mailto:e.nazrullaeva@lse.ac.uk)

## **Abstract**

This article describes the Global Legislators Database (GLD), a new cross-national dataset on the characteristics — party affiliation, gender, age, education, and occupational background — of nearly 20,000 national parliamentarians in the world’s democracies. The database includes 97 electoral democracies with comprehensive information on legislators who held office in each country’s lower or unicameral chamber during one legislative session in 2015, 2016, or 2017. The GLD is the largest individual-level biographical and demographic database on national legislators ever assembled, with a wide range of potential applications. In this article, we provide multiple types of validity checks of the GLD to document the integrity of the data. We also preview three potential applications of the dataset and note other possible uses for this one-of-a-kind resource for studying representation in the world’s democracies.

Keywords: legislators; parliaments; elites; representation

Research on the numerical or descriptive representation of social groups in elected political institutions has experienced a renaissance in political science in recent decades (e.g. Carnes and Lupu, 2023; Dal Bó et al., 2017; Gulzar, 2021; Kremaric et al., 2020; Wängnerud, 2009). Yet, work on the topic is often hampered by a fundamental problem: data availability. For many times, places, and institutions, scholars have not collected data on the characteristics of politicians in formats usable for academic research.

In this letter, we describe a new cross-national dataset that provides the most detailed and comprehensive data ever made available on the characteristics of national legislators in the world's democracies. The Global Legislators Database (GLD) covers members of the lower (or unicameral) chamber in 97 national legislatures, representing almost all of the world's 103 electoral democracies with more than 300,000 residents. It includes information on 19,704 lawmakers who held office during one legislative term in session in 2015, 2016, or 2017 in each country. For each officeholder, we have compiled information on characteristics that include party affiliation, gender, education, age, and previous occupation.<sup>1</sup>

The GLD can be used to answer a wide range of important research questions. It can be used to study whether a legislature's social class composition reflects the makeup of the country, or whether the composition of parliaments varies with national characteristics such as the level of economic development or regime type. Because the dataset provides information on individual legislators, it can be used to study differences across representatives (e.g., do lawmakers with more formal education behave differently than those with less formal education?), political parties (e.g., do rightwing parties elect fewer women than leftwing parties?), countries, or regions (e.g., are legislators older in Europe than in Latin America?).

This letter summarizes the key features of the Global Legislators Database, presents three validation exercises, and reports the results of three applications of the dataset that address important research questions: (1) whether reelection rates vary by gender, education, and social class; (2)

---

<sup>1</sup>For a list of countries, see Table A-1 in Appendix A. See Appendix B for the codebook, which includes detailed information on how the GLD was constructed.

whether campaign finance regulations are associated with the number of legislators who come from working-class occupational backgrounds; and (3) whether countries with stronger rule of law also elect larger shares of lawyers to national legislatures. These analyses reveal previously unknown patterns that raise interesting questions for further research.

## **The Global Legislators Database**

We began building the GLD by identifying the 103 countries with populations over 300,000 that Freedom House defined as electoral democracies in 2016. We used the 300,000 threshold since it was difficult to collect data on smaller countries.<sup>2</sup> During data collection, it became clear that we could not obtain reliable and complete lists of legislators for three countries (Indonesia, Nepal, and Niger) and we could not locate education and/or occupation data for at least 90 percent of legislators in another three (Comoros, Malawi, and Sri Lanka).<sup>3</sup> The final GLD includes the remaining 97 democracies. If a country had multiple legislative sessions between 2015 and 2017, we selected one at random.

We include legislators who were elected in the general election to their country's national parliament or, in countries with bicameral legislatures, to the lower chamber. We focus on the lower chamber because upper chambers often include hereditary, appointed, or indirectly elected members and we wanted to compile data on individuals reflecting the choices of voters. Lower chambers are also more comparable across countries, because of enormous variation in the policymaking powers of upper chambers. Because we focus on legislators elected in general election races, the dataset does not include legislators who were appointed or who replaced other lawmakers mid-cycle, and it does not include substitute, alternate, or deputy legislators.

---

<sup>2</sup>We used the Freedom House definition of electoral democracy for two reasons. First, we aimed to include countries with competitive legislative elections even if the executive was not competitively contested. Freedom House's definition of electoral democracies allows precisely that. Second, Freedom House had complete data for 2016 whereas other excellent classifications included fewer countries (e.g., [Cheibub et al., 2010](#)).

<sup>3</sup>Table A-1 lists missingness by country. Tables A-2 and A-3 list missingness by continent and geographic region, respectively.

The variables included in the GLD are the legislator’s name, date of birth, gender, political party affiliation at the time of the election, last occupation prior to being first elected to public office, and level of education attained prior to their current term in office. The dataset also includes relevant country-level variables, such as the year of the legislative election, the range of years the legislature was in session, the legislature number (for countries that number their legislatures), the total number of legislators in the chamber, the number of legislators from that country included in the GLD, and the date that our team performed a final verification of the country data. Finally, the GLD includes extensive sourcing information for each country and for many individual legislators, making the dataset as transparent and reproducible as possible.<sup>4</sup>

Our goal was to eliminate missingness and painstakingly create the most exhaustive and accurate cross-national dataset possible. The names of legislators were checked against official parliamentary lists. In the few countries for which we could not locate a canonical list of elected legislators for the selected term, we triangulated against other sources, including domestic election authorities. As a result, there are only 10 countries with discrepancies between the numbers of legislators recorded in the GLD and the number of seats in parliament, totaling 26 missing legislators out of 19,730 — a successful inclusion rate of 99.9 percent.<sup>5</sup>

In addition to conducting online searches, our research assistants contacted parliamentary offices, individual legislators, and country experts to collect these data. Thanks to these efforts, we have information on date of birth for 90.6 percent of included legislators, gender for 99.5 percent, occupational data for 93.6 percent, and educational data for 90.1 percent.

Two variables were especially challenging to collect in a usable fashion. The first was education; for each legislator, we determined the highest degree they completed before being elected to the parliamentary term we selected. To find accurate and precise information, we often had to consult multiple sources, particularly to determine whether a legislator had completed or only begun a degree. To reconcile degrees across countries, we used the widely accepted International Standard

---

<sup>4</sup>Table A-4 lists summary statistics of some key characteristics included in the dataset.

<sup>5</sup>Details about these missing legislators appear in Table 2 of the codebook.

Classification of Education (ISCED).<sup>6</sup>

A second variable that required extensive work was occupation, a notoriously thorny variable in the study of descriptive representation. We set out to record each legislator’s primary paid un-elected job prior to their first elected office (not including elected positions in government and, to the extent possible, also ignoring elected positions in political party or trade union leadership, political patronage positions, and political appointments). That is our, our aim was to record the last main occupation each legislator held before they got into elected or appointed political office. After we collected raw occupational descriptions, we then coded them into three-digit occupational codes based on the International Labor Organization’s International Standard Classification of Occupations (ISCO-08), the most widely-accepted occupational classification system. To do so, we mapped raw occupational information (e.g., “industrial engineer,” “accountant,” “solicitor,” and “sales manager of construction materials business”) onto ISCO codes using the University of Warwick’s Computer Assisted Structured Coding Tool (CASCOT). We then carefully reviewed the output and made corrections as needed. The final dataset includes both our coded occupational data (to allow users to carry out off-the-shelf analyses of the economic backgrounds of legislators) and the original open-ended occupational descriptions we collected (to allow validation of our team’s coding and permit easy alternative coding).<sup>7</sup>

The GLD represents a significant contribution to existing cross-national data on the personal characteristics of politicians. Most datasets that include biographical information about politicians focus on heads of state (Baturu, 2016; Brambor et al., 2014; Ellis et al., 2015; Goemans et al., 2009) or cabinet members (Alexiadou, 2016; Best and Edinger, 2005; Braun and Raddatz, 2010; Enns-Jedenastik et al., 2022). Of the few that collect data on legislators, some only include a selection of OECD countries (Best and Edinger, 2005; Dowding and Dumont, 2009; Faccio, 2006, 2010; Göbel and Munzert, 2022) while others include more expansive lists of countries but only subsets of lawmakers (Nelson, 2014). Other efforts, such as the Global Data on National Parliaments

---

<sup>6</sup>Further details are provided in Section 6.3.11 of the codebook.

<sup>7</sup>For more detailed information on how occupational coding decisions were made, see sections 6.3.10 and 6.3.14 of the codebook.

(PARLINE), available through the Inter-Parliamentary Union, provide aggregated data on some demographic characteristics of legislators but not individual-level data (see also [Ruedin, 2009](#)). We know of no other dataset that provides virtually complete individual-level biographical data on lawmakers for such a large sample of democracies.

The main drawback of the GLD is that it represents a snapshot at a single point in time. Unfortunately, it would not have been possible to collect historical data for many countries in the dataset. Even if we could have assembled accurate lists of the names of legislators serving in earlier legislatures — not a given for many countries — there would have been significant missingness for occupational and educational characteristics. For this reason, the GLD should be thought of as a baseline dataset. The codebook includes extremely detailed data collection information to allow researchers to replicate the data collection process and expand the GLD in future years.

## **Validity Checks and Comparisons to Other Datasets**

In order to assess the quality of the GLD, we began by conducting validity checks. Unfortunately, for many of the traits recorded in the GLD, there are no other large-scale cross-national datasets that we can use as benchmarks for validation. (This is a principal contribution of the GLD.) However, there was one trait in the GLD for which other sources provide comparable data: gender. The Varieties of Democracy (V-Dem) project, for instance, is a widely-used country-level dataset that compiles information from experts and other sources on 202 nations ([Coppedge et al., 2022](#)). The V-Dem includes information on the proportion of national legislators in the lower (or unicameral) chamber who are women, which allowed us to assess whether V-Dem’s estimates of women’s representation matched estimates taken from our original dataset.

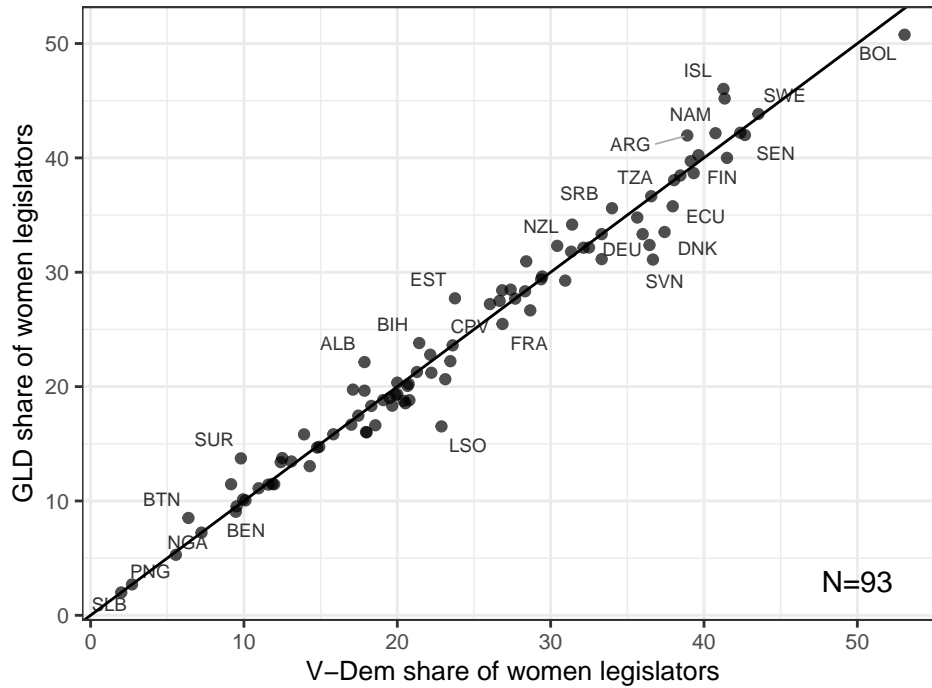
Figure 1 plots women’s representation from V-Dem and country-level proportions from the GLD. The 45-degree line represents a perfect correspondence between the two datasets. As the figure illustrates, the data from the two sources are nearly identical.<sup>8</sup>

For other legislator characteristics available in the GLD, we could only find benchmarks for

---

<sup>8</sup>We explain Lesotho’s discrepancy in Section A-5 in the online appendix. The only other outlier in this relationship is Slovenia; we were not able to find additional information that could help explain this difference.

Figure 1: Shares of women legislators in the GLD and V-Dem



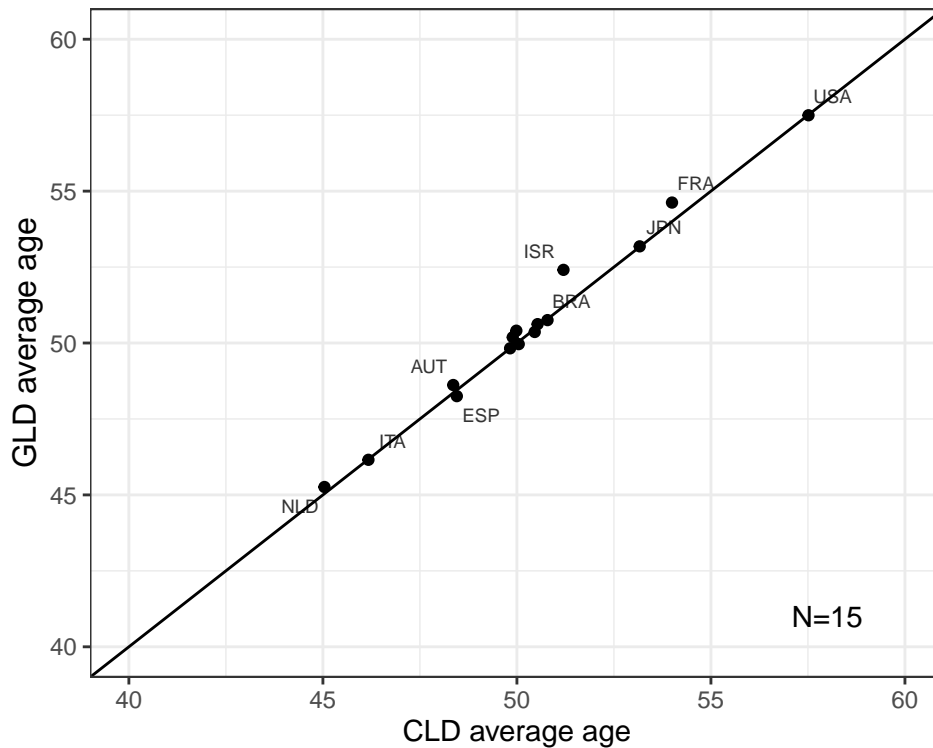
Note: Bahamas, Belize, Fiji, and Kosovo are omitted because of missing data in V-Dem.

validating our data in datasets that covered subsets of countries covered in the GLD. However, the results consistently validated the data we collected. For example, we compared our data on legislators' ages to data from the Comparative Legislators Database (CLD) (Göbel and Munzert, 2022, 1398), an impressive recent dataset that uses open sources such as Wikipedia and Wikidata to collect legislator-level data for multiple legislative terms in 15 affluent democracies. In Figure 2, we compare the average age of legislators as calculated using our GLD dataset and the CLD. As with our gender data, our age data seem to be validated by these simple comparisons to existing datasets.

Unfortunately, we cannot validate our age data for the vast majority of the countries in the GLD. Moreover, there are no reliable benchmarks that would allow us to carry out similar validation exercises for other important variables, like occupation and education. In the absence of direct comparisons against existing benchmarks, we opted to carry out simple face validity tests. In most countries, it seems reasonable to expect national legislators to be relatively old and to have fairly high levels of formal education. We would also expect, based on studies in a subset of democracies



Figure 2: Legislator age in the GLD and CLD



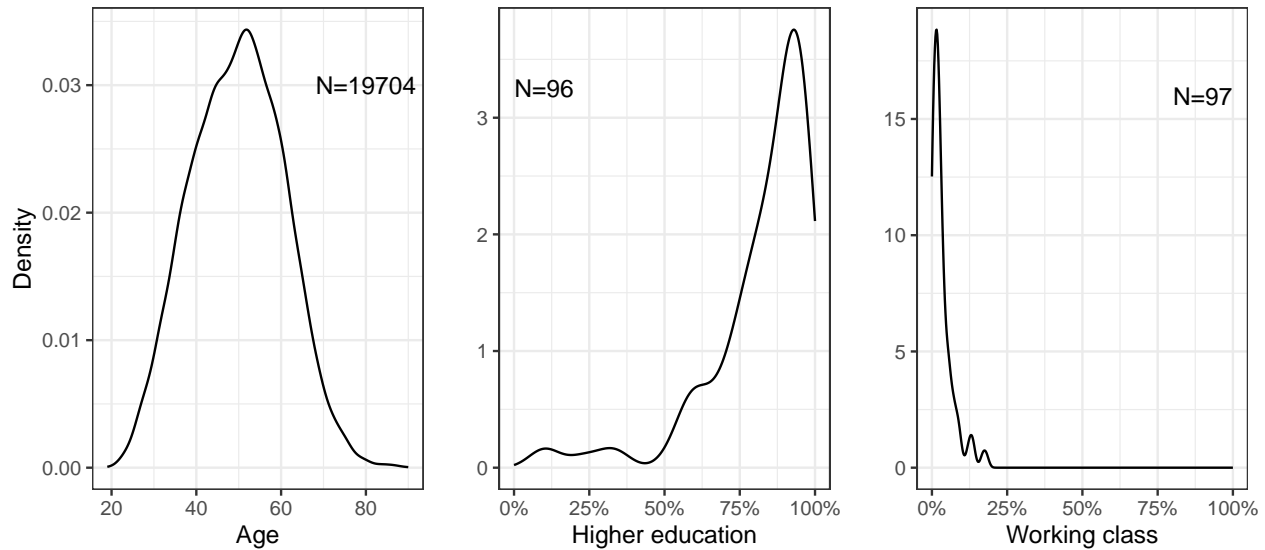
(see, e.g., Carnes, 2013; Carnes and Lupu, 2015), that few legislators will come from working-class economic backgrounds. Figure 3 shows that the distributions of these traits in the GLD are consistent with these reasonable priors. Although we lack concrete benchmarks, the data in the GLD seem at least valid on their face.

Finally, to assess the contribution of the GLD, we compared it to the most comprehensive individual-level legislator dataset previously assembled, the Global Leadership Project (GLP) (Gerring et al., 2019; Gerring and Oncel, 2020). The GLP consists of legislator-level data on 79 countries<sup>9</sup> gathered from expert surveys fielded in two waves (2010–2013 and 2017–2018). Our GLD dataset includes lower-chamber legislator-level data from more countries than the GLP and, because our dataset draws on authoritative sources like parliamentary websites, we expect the GLD to offer a more accurate count of legislators for the 97 electoral democracies that it includes.

Figure 4 plots the number of legislators in the GLP and the GLD for the 42 countries included

<sup>9</sup>The total number of countries with leader-level data in the GLP is 162 (as of 2020), but only 80 have individual-level data on legislators who serve in the national lower house (Gerring and Oncel, 2020).

Figure 3: Distributions of legislator traits in the GLD



Note: Age is calculated at the time of election. Higher education includes levels beyond primary and secondary education (Bachelors, Masters, PhD, LLB, LLM, JD, MD, and short-cycle tertiary). Data on educational attainments for legislators is unavailable for Côte d'Ivoire.

in both. Countries for which the two datasets have identical numbers of legislators appear on the 45-degree line; those for which the GLD includes more legislators are above the line. As the figure illustrates, the GLD includes more legislators than the GLP in all but two countries and in many cases, the differences are substantial.<sup>10</sup>

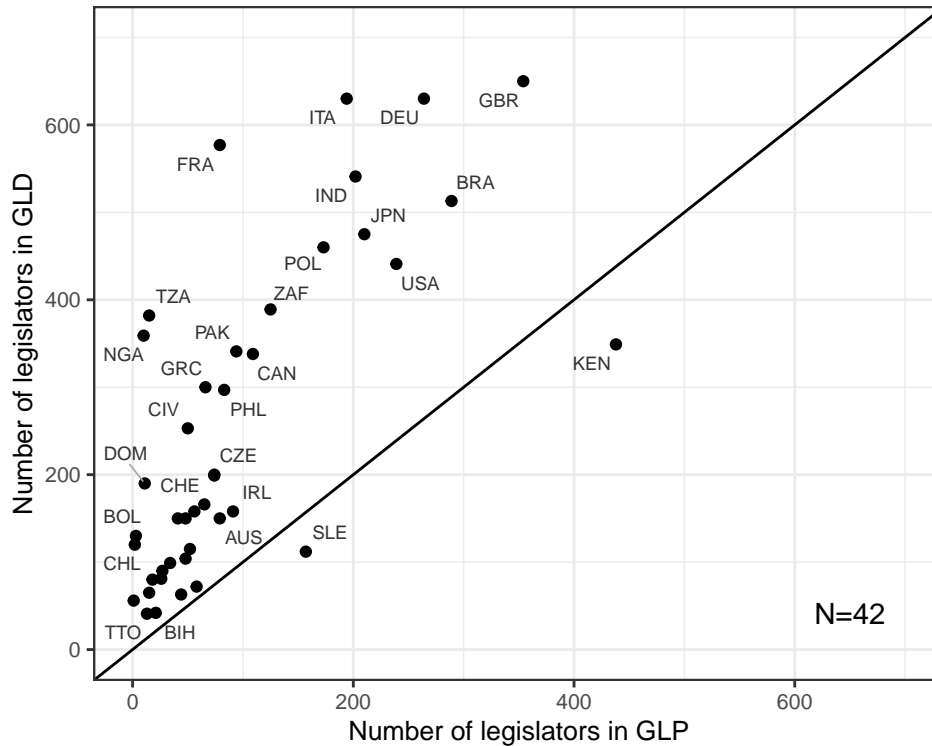
Together, these validity checks and comparisons underscore both the accuracy of the data in the GLD and their value. The GLD is the most comprehensive dataset of its kind, offering the most reliable data available to date with the broadest cross-national coverage.

## Applications: Reelection, Campaign Finance, and the Rule of Law

The GLD offers comprehensive and reliable data that can be used to answer numerous important research questions about representation and policymaking. The dataset can be aggregated to the party or country levels, depending on the appropriate unit of analysis. The GLD can be used to

<sup>10</sup>The higher numbers of legislators in the GLP in Kenya and Sierra Leone are the product of duplicate entries in the GLP (see Section A-5 in the online appendix for details).

Figure 4: Numbers of legislators in the GLD and GLP



answer questions about the causes or consequences of the descriptive representation of men and women, more or less educated people, of older and younger people, and people from different occupational backgrounds. It can be used to provide control variables in studies for which the representational of social groups might be potential confounds, and it can be used to answer simple descriptive questions that scholars have previously only been able to speculate about.

To illustrate how the dataset might be used, here we provide three examples of how the GLD can be applied to research questions that could not previously be studied with global data on electoral democracies.

### Reelection Rates

With these data, we first asked whether reelection rates are higher in countries where lawmakers have different personal characteristics. Many scholars equate educational attainment with skill or ability (e.g., Besley et al., 2011; Besley and Reynal-Querol, 2011; Bovens and Wille, 2017; Hallerberg and Wehner, 2013), an argument that suggests that countries with more educated lawmakers

should experience less legislative turnover (but see [Carnes and Lupu, 2016](#)). The obstacles women face as legislators may also make it harder for them to run for reelection than it is for men legislators (e.g., [Brollo and Troiano, 2016](#)). Similarly, one reason there are so few working-class people in national legislatures may be that they find it more difficult to get reelected.

These are all hypotheses that can be tested by combining the GLD with information about reelection. To do so, we used the *Reelection Rates in Democracies Around the World Dataset* ([Golden and Nazrullaeva, 2022](#)) to determine whether each legislator in the GLD had held office in the immediately preceding term in 67 countries.<sup>11</sup> With these data on incumbency, we can ask whether education, gender, and occupational background are associated with reelection rates for the largest sample of democracies ever studied on these questions.

The top panel in Figure 5 shows the country-level relationship between the average educational attainment of legislators and average reelection rates. We find effectively no relationship, offering little corroboration for the idea that legislators with more formal education are more skilled at getting reelected.

In contrast, the middle panel in Figure 5 shows clear evidence of differences between men and women. That panel plots the average reelection rate for men (vertical axis) against the average reelection rate for women (horizontal axis); in countries above the 45-degree line, men are reelected at higher rates than women. It is easy to see that in most countries, men are reelected at higher rates than women. But the phenomenon is not universal: in 22 countries, women are reelected more often than men.

Finally, the bottom panel in Figure 5 plots reelection rates among legislators from working-class occupations against reelection rates among legislators who did not hold working-class jobs when first elected to public office.<sup>12</sup> The data offer no support for the hypothesis that lower re-

---

<sup>11</sup>In matching the two datasets, the number of countries fell from 97 to 67 due to missing data (see Section A-6 of the appendix).

<sup>12</sup>We define legislators from the working class as those who last worked in manual labor (including agricultural), service industry, clerical, or labor union jobs, which comprise ISCO-08 categories 4 through 9. We remove farm owners and managers as well as police officers, and we include labor union employees not covered in other categories.

election rates explain the shortage of working-class politicians.<sup>13</sup> Although reelection rates for working-class incumbents are far more varied than for their non-working class counterparts, overall, countries are about as likely to be above the 45-degree line (non-working-class reelected more often than working-class) as they are to be below it (working-class reelected more often than non-working-class).

These three comparisons suggest that, among underrepresented groups, women face unique hurdles in securing reelection. We find no consistent cross-national evidence that lawmakers from working-class jobs or lawmakers with less formal education fare worse in future races once they gain initial entry into a national parliament. But in most countries, women who make it into the national legislature still face disadvantages when they seek reelection.

These are of course only correlations that cannot account for potential confounding variables, but they offer important descriptive evidence and they open up new causal questions for further investigation. Why do women experience barriers to reelection that do not appear to confront working-class members of legislatures? What distinguishes the countries where women achieve higher reelection rates than men? The GLD allows scholars to study important research questions on representation, and its findings open new avenues for future research.

## **Campaign Finance and Working-Class Representation**

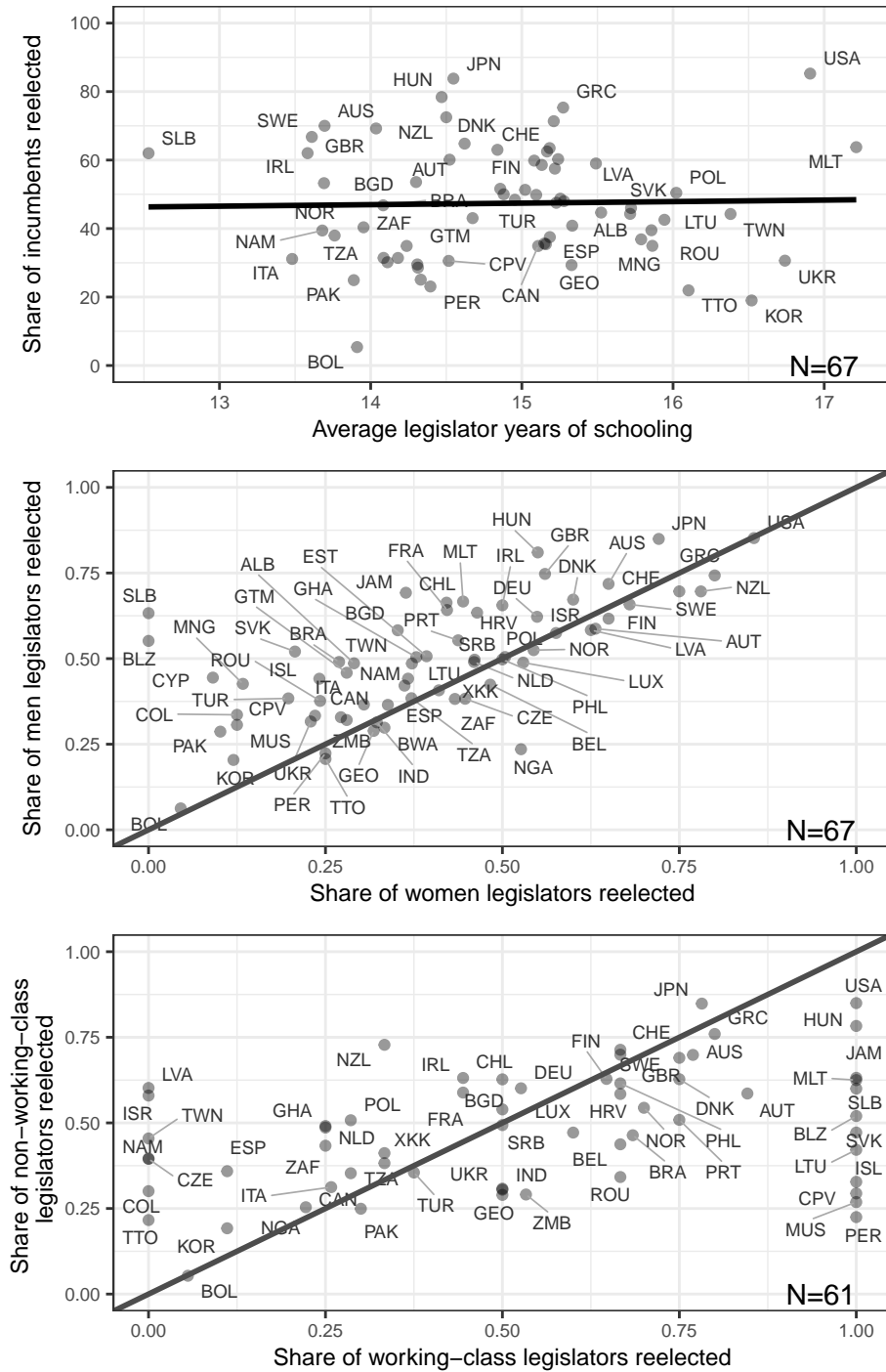
Another potential reason so few working-class people hold national public office could be that they have to raise their own campaign funds in many countries. Following [Carnes and Lupu \(2024\)](#), which limits its analysis to OECD countries, we might expect that the share of working-class legislators would be higher in countries where public financing is available for political campaigns.

Figure 6 compares the share of working-class representatives in the GLD to a V-Dem measure of public financing regulations in the same election year. V-Dem measures whether there is, “significant public financing available for parties’ and/or candidates’ campaigns for national office” ([Coppedge et al., 2022](#), 63). The measure varies from low to high, where low values mean no public financing and high values mean “public financing funds a significant share of expenditures by

---

<sup>13</sup>For reference, Figure A-1 plots the share of working-class legislators by country.

Figure 5: Reelection rates by years of education, gender, occupational background

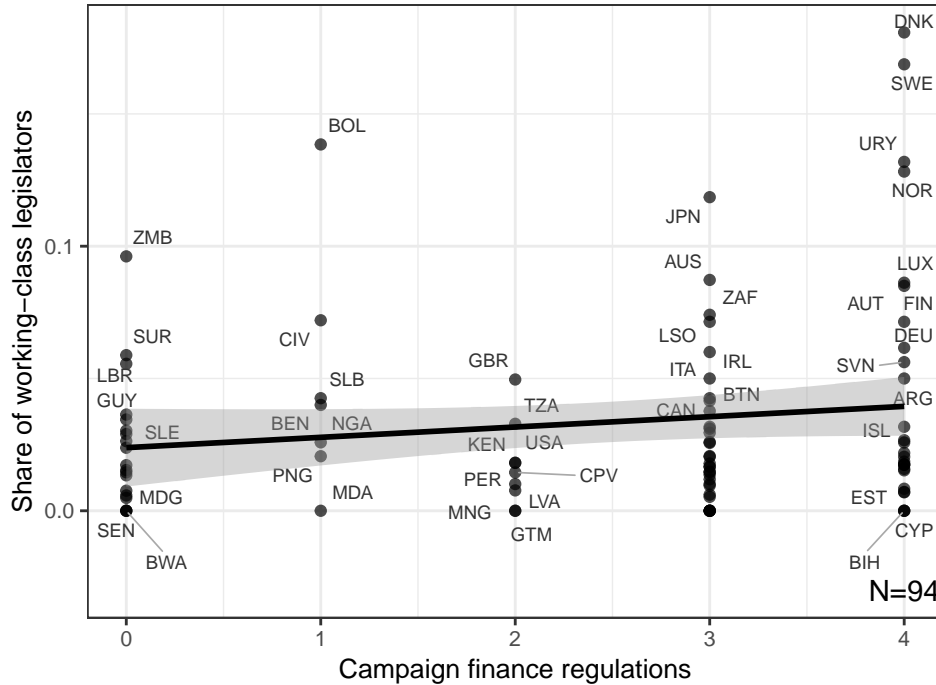


Note: Share of working-class legislators is zero for six countries that are dropped from the figure: Albania, Botswana, Cyprus, Estonia, Guatemala, and Mongolia.

all, or nearly all parties” [ibid.]. We find only a weak positive relationship between campaign finance regulation and working-class representation. Although this analysis is simply correlational,

it suggests that campaign financing practices may not be much help in explaining why so few working-class people go on to run for elected office.

Figure 6: Campaign finance and working-class representation



Note: Data on Kosovo, Bahamas and Belize are omitted because of missing data from V-Dem

## Lawyer Legislators and the Rule of Law

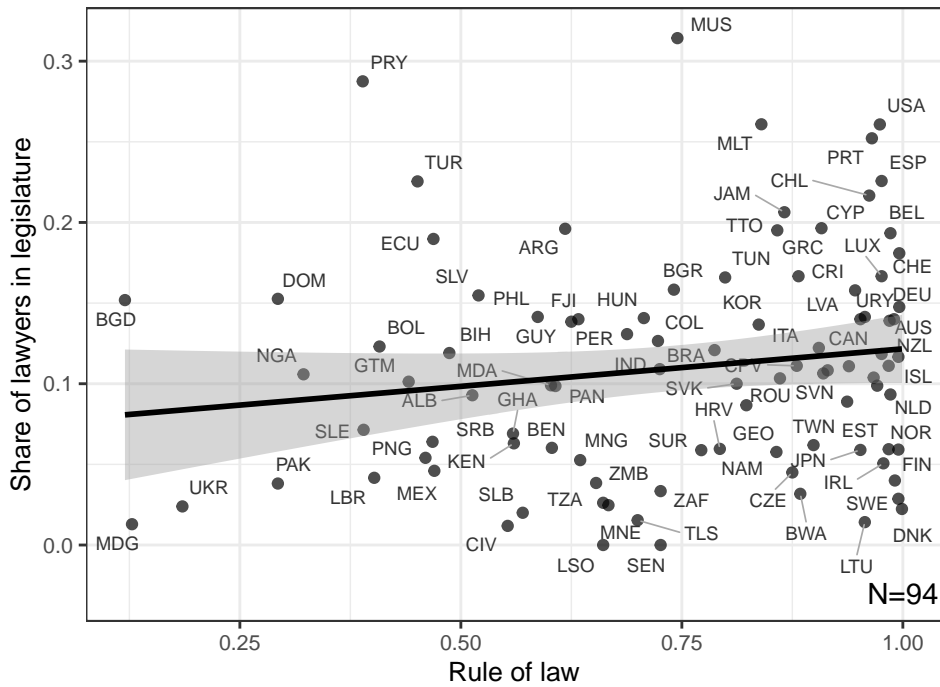
Scholars also regularly study the role of lawyers in legislatures around the world. Early scholarship suggested that lawyers may have advantages getting into politics in places with more robust legal systems and rule of law (e.g., [Hain and Piereson, 1975](#)). With the GLD, we can test this expectation with more comprehensive data than ever before.

Figure 7 shows the relationship between the share of legal professionals in each national legislature and the V-Dem measure of rule of law. V-Dem measures the rule of law as the, “extent to which laws [are] transparently, independently, predictably, impartially, and equally enforced, and to what extent [...] the actions of government officials comply with the law” ([Coppedge et al., 2022, 303](#)), with higher values signifying stronger rule of law in a country.

The data in Figure 7 offers only modest evidence of a relationship. In countries around the

world, legal professionals comprise anywhere from zero to 30 percent of national legislators. Even countries with very weak rule of law have many lawyers in their legislatures. This descriptive exercise lends support to more recent scholarship questioning prior assumptions about the political advantages of legal professionals (e.g., Bonica, 2020). And it raises interesting questions about the strength of the professional identities of lawyers around the world.

Figure 7: Lawyers in the legislature and rule of law



Note: Bahamas, Belize, and Kosovo are omitted because of missing data in V-Dem.

## Conclusions

As these simple applications illustrate, the GLD offers comprehensive, reliable data that can facilitate new cross-national research on the personal backgrounds of politicians. The dataset has numerous potential applications to the study of legislators, parties, countries, and political representation. With this dataset, researchers can investigate questions about the causes and consequences of the numerical or descriptive representation of social groups, defined by gender identity, education level, age, or past occupation. Because the GLD provides individual-level data, these questions can be examined at the individual, party, or country levels. We also hope that the documentation provided



with the dataset will make it easy for researchers to replicate our methods and collect future waves of biographical data on national legislators in the world's democracies.

## References

- Alexiadou, Despina. 2016. *Ideologues, Partisans, and Loyalists: Ministers and Policymaking in Parliamentary Cabinets*. Oxford University Press.
- Baturo, Alexander. 2016. “Cursus Honorum: Personal Background, Careers and Experience of Political Leaders in Democracy and Dictatorship—New Data and Analyses.” *Politics and Governance* 4(2): 138-157.
- Besley, Timothy, Jose G. Montalvo, and Marta Reynal-Querol. 2011. “Do Educated Leaders Matter?” *The Economic Journal* 121(554): F205–227.
- Besley, Timothy, and Marta Reynal-Querol. 2011. “Do Democracies Select More Educated Leaders?” *American Political Science Review* 105(3): 552–66.
- Best, Heinrich, and Michael Edinger. 2005. “Converging Representative Elites in Europe? An Introduction to the EurElite Project.” *Sociologický Časopis / Czech Sociological Review* 41(3): 499–510.
- Bonica, Adam. 2020. “Why Are There So Many Lawyers in Congress?” *Legislative Studies Quarterly* 45(2): 253-289.
- Bovens, Mark, and Anchrit Wille. 2017. *Diploma Democracy: The Rise of Political Meritocracy*. Oxford: Oxford University Press.
- Brambor, Thomas, Johannes Lindvall, and Annika Stjernquist. 2014. “The Ideology of Heads of Government (HOG), 1870–2012: Codebook, Version 1.2.”
- Braun, Matías, and Claudio Raddatz. 2010. “Banking on Politics.” *World Bank Economic Review* 24(2): 234–279.
- Brollo, Fernanda, and Ugo Troiano. 2016. “What happens when a woman wins an election? Evidence from close races in Brazil.” *Journal of Development Economics* 122: 28-45.

- Carnes, Nicholas. 2013. *White-Collar Government*. Chicago: The University of Chicago Press.
- Carnes, Nicholas, and Noam Lupu. 2015. “Rethinking the Comparative Perspective on Class and Representation: Evidence from Latin America.” *American Journal of Political Science* 59(1): 1-18.
- Carnes, Nicholas, and Noam Lupu. 2016. “What Good is a College Degree? Education and Leader Quality Reconsidered.” *Journal of Politics* 78(1): 35–49.
- Carnes, Nicholas, and Noam Lupu. 2023. “The Economic Backgrounds of Politicians.” *Annual Review of Political Science* 26.
- Carnes, Nicholas, and Noam Lupu. 2024. “Working-Class Officeholding in the OECD.” In *Unequal Democracies: Public Policy, Responsiveness, and Redistribution in an Era of Rising Economic Inequality*, ed. Noam Lupu and Jonas Pontusson. Cambridge University Press.
- Cheibub, José Antonio, Jennifer Gandhi, and James Raymond Vreeland. 2010. “Democracy and dictatorship revisited.” *Public Choice* 143: 67–101.
- Coppedge, Michael, John Gerring, Carl Henrik Knutsen, Staffan I. Lindberg, Jan Teorell, Nazifa Alizada, David Altman, Michael Bernhard, Agnes Cornell, M. Steven Fish, Lina Gastaldi, Haakon Gjerløw, Adam Glynn, Sandra Grahn, Allen Hicken, Nina Ilchenko, Katrin Kinzelbach, Joshua Krusell, Kyle L. Marquardt, Kelly M. McMann, Valeriya Mechkova, Juraj Medzihorsky, Pamela Paxton, Daniel Pemstein, Josefine Pernes, Oskar Ryden, Johannes von Römer, Brigitte Seim, Rachel Sigman, Svend-Erik Skaaning, Jeffrey Staton, Aksel Sundström, Eitan Tzelgov, Yiting Wang, Tore Wig, Steven Wilson, and Daniel Ziblatt. 2022. V-Dem Codebook v12. Working paper V-Dem Institute, University of Gothenburg.
- Dal Bó, Ernesto, Frederico Finan, Olle Folke, Torsten Persson, and Johanna Rickne. 2017. “Who becomes a politician?” *Quarterly Journal of Economics* 132(Nov.): 1877–1914.

- Dowding, Keith and Patrick Dumont, eds. 2009. *The Selection of Ministers in Europe: Hiring and Firing*. Routledge.
- Ellis, Cali, Michael Horowitz, and Allan Stam. 2015. “Introducing the LEAD data set.” *International Interactions* 41: 718-741.
- Enns-Jedenastik, Laurenz, Florence Ecomier-Nocca, Oliver Huwyler, Jeanne Marlier, and Manu Wagner. 2022. “The ‘De-party-politicization’ of Europe’s Political Elites: How the Rise of Technocrats and Political Outsiders Transforms Representative Democracy’: Codebook, Version 0.1.”.
- Faccio, Mara. 2006. “Politically Connected Firms.” *American Economic Review* 96(1): 369–386.
- Faccio, Mara. 2010. “Differences between Politically Connected and Nonconnected Firms: A Cross-Country Analysis.” *Financial Management* 39(3): 905–928.
- Gerring, John, and Erzen Oncel. 2020. Global Leadership Project (GLP) Codebook v1. Working paper.
- Gerring, John, Erzen Oncel, Kevin Morrison, and Daniel Pemstein. 2019. “Who Rules the World? A Portrait of the Global Leadership Class.” *Perspectives on Politics* 17(4): 1079–1097.
- Göbel, Sascha, and Simon Munzert. 2022. “The Comparative Legislators Database.” *British Journal of Political Science* 52(3): 1398–1408.
- Goemans, Henk E., Kristian Skrede Gleditsch, and Giacomo Chiozza. 2009. “Introducing Archigos: A Dataset of Political Leaders.” *Journal of Peace Research* 46(2): 269-283.
- Golden, Miriam A., and Eugenia Nazrullaeva. 2022. *Reelection Rates in Democracies Around the World Dataset*. Harvard Dataverse: <https://doi.org/10.7910/DVN/LKN32V>: .
- Gulzar, Saad. 2021. “Who Enters Politics and Why?” *Annual Review of Political Science*(24): 253–75.

- Hain, Paul L., and James E. Piereson. 1975. "Lawyers and Politics Revisited: Structural Advantages of Lawyer-Politicians." *American Journal of Political Science* 19(1): 41–51.
- Hallerberg, Mark, and Joachim Wehner. 2013. "The Educational Competence of Economic Policymakers in the EU." *Global Policy* 3(s1): 9–15.
- Krcmaric, Daniel, Stephen C. Nelson, and Andrew Roberts. 2020. "Studying Leaders and Elites: The Personal Biography Approach." *Annual Review of Political Science*(23): 133–51.
- Nelson, Stephen C. 2014. "Playing Favorites: How Shared Beliefs Shape the IMF's Lending Decisions." *International Organization* 68(2): 297–328.
- Ruedin, Didier. 2009. "Ethnic Group Representation in a Cross-National Comparison." *The Journal of Legislative Studies* 15(4): 335–354.
- Wängnerud, Lena. 2009. "Women in Parliaments: Descriptive and Substantive Representation." *Annual Review of Political Science*(12): 51–69.

## **Appendix A: Supplemental Analyses**

## A-1 List of Countries, Numbers of Legislators, and Percentage of Missing Values in the GLD

Table A-1: List of Countries and Missingness in GLD

Country	Election	Period	Leg No	Obs	DOB	Gender	Party	Occup	Edu
Albania	2013	2013-2017	30	140	9	0	0	4	4
Argentina	2015	2015-2019	–	255	0	0	0	6	11
Australia	2016	2016-2019	45	150	0	0	0	1	6
Austria	2013	2013-2017	25	183	0	0	0	1	1
Bahamas	2012	2012-2017	13	38	21	0	0	0	0
Bangladesh	2014	2014-2018	10	349	3	0	0	1	5
Belgium	2014	2014-2019	54	150	1	0	6	2	5
Belize	2015	2015-2020	–	31	35	0	0	16	32
Benin	2015	2015-2019	–	83	93	0	0	70	65
Bhutan	2013	2013-2018	2	47	62	0	0	0	2
Bolivia	2014	2014-2019	–	130	0	0	0	0	32
Bosnia Herzegovina	2014	2014-2018	7	42	2	0	0	0	0
Botswana	2014	2014-2019	11	63	83	0	0	27	14
Brazil	2014	2014-2018	55	513	0	0	0	2	1
Bulgaria	2014	2014-2017	43	240	1	0	0	8	88
Canada	2015	2015-2019	42	338	3	0	0	0	12
Cape Verde	2016	2016-2021	–	72	65	1	0	4	14
Chile	2013	2013-2017	53	120	0	0	0	0	0
Colombia	2014	2014-2018	–	166	16	0	0	1	2
Costa Rica	2014	2014-2018	–	57	0	0	0	0	2

Table A-1: List of Countries and Missingness in GLD (*continued*)

Country	Election	Period	Leg No	Obs	DOB	Gender	Party	Occup	Edu
Cote d'Ivoire	2011	2011-2016	–	253	91	0	0	1	100
Croatia	2016	2016-2020	–	151	0	0	0	4	1
Cyprus	2016	2016-2021	–	56	2	0	0	0	4
Czech Republic	2013	2013-2017	7	200	0	0	0	2	2
Denmark	2015	2015-2019	–	179	0	0	0	1	1
Dominican Republic	2016	2016-2020	–	190	6	0	0	4	5
East Timor	2012	2012-2017	3	65	0	2	0	18	11
Ecuador	2017	2017-2021	–	137	42	0	0	4	7
El Salvador	2015	2015-2018	11	84	0	0	0	0	0
Estonia	2015	2015-2019	13	101	0	0	0	1	0
Fiji	2014	2014-2018	6	50	70	0	0	16	38
Finland	2015	2015-2019	–	200	0	0	0	0	4
France	2012	2012-2017	14	577	0	0	0	2	9
Georgia	2016	2016-2020	9	150	0	0	0	2	1
Germany	2013	2013-2017	18	630	0	0	0	2	1
Ghana	2016	2016-2020	7	275	0	0	0	0	0
Greece	2015	2015-2019	–	300	4	0	0	4	4
Guatemala	2015	2015-2019	–	158	0	0	1	15	16
Guyana	2015	2015-2020	11	65	69	0	0	11	22
Hungary	2014	2014-2018	–	199	0	0	0	5	2
Iceland	2013	2013-2016	–	63	0	0	0	0	0
India	2014	2014-2019	16	541	0	0	0	3	0
Ireland	2016	2016-2020	32	158	1	0	0	5	12



Table A-1: List of Countries and Missingness in GLD (*continued*)

Country	Election	Period	Leg No	Obs	DOB	Gender	Party	Occup	Edu
Israel	2015	2015-2019	20	120	0	0	0	0	1
Italy	2013	2013-2018	17	630	0	0	0	2	3
Jamaica	2016	2016-2020	12	63	67	0	0	8	22
Japan	2014	2014-2017	47	475	0	0	0	2	0
Kenya	2013	2013-2017	11	349	7	5	0	5	4
Kosovo	2014	2014-2017	6	120	5	0	0	12	5
Latvia	2014	2014-2018	–	100	0	0	0	1	0
Lesotho	2017	2017-2022	10	115	84	56	1	76	75
Liberia	2011	2011-2017	53	72	92	0	0	0	6
Lithuania	2016	2016-2020	12	141	0	0	0	0	0
Luxembourg	2013	2013-2018	–	60	2	0	0	3	17
Madagascar	2013	2013-2019	–	155	6	0	0	79	91
Malta	2013	2013-2017	12	69	23	0	0	6	4
Mauritius	2014	2014-2019	9	70	77	0	6	1	9
Mexico	2015	2015-2018	63	500	17	0	0	3	1
Moldova	2014	2014-2019	9	101	2	0	0	5	7
Mongolia	2016	2016-2020	5	76	79	0	0	1	0
Montenegro	2016	2016-2020	–	81	11	4	0	5	6
Namibia	2014	2014-2019	6	104	6	0	0	6	4
Netherlands	2017	2017-2021	–	150	0	0	0	0	2
New Zealand	2014	2014-2017	51	120	2	0	0	2	3
Nigeria	2015	2015-2019	8	359	9	0	0	3	3
Norway	2013	2013-2017	164	169	0	0	0	8	4

Table A-1: List of Countries and Missingness in GLD (*continued*)

Country	Election	Period	Leg No	Obs	DOB	Gender	Party	Occup	Edu
Pakistan	2013	2013-2018	14	341	1	0	0	1	0
Panama	2014	2014-2019	–	71	42	0	0	11	20
Papua New Guinea	2012	2012-2017	9	111	33	0	0	13	10
Paraguay	2013	2013-2018	–	80	24	0	0	15	20
Peru	2016	2016-2020	–	130	0	0	0	0	1
Philippines	2016	2016-2019	17	297	41	0	0	25	40
Poland	2015	2015-2019	8	460	0	0	0	0	0
Portugal	2015	2015-2019	13	230	0	0	0	0	0
Romania	2016	2016-2020	8	329	0	0	0	4	2
Senegal	2012	2012-2017	12	150	55	1	0	99	65
Serbia	2016	2016-2020	–	250	0	0	0	4	14
Sierra Leone	2012	2012-2018	–	112	0	0	0	2	30
Slovak Republic	2016	2016-2020	–	150	0	0	0	5	4
Slovenia	2014	2014-2018	7	90	0	0	0	1	1
Solomon Islands	2014	2014-2019	10	50	0	0	0	6	2
South Africa	2014	2014-2019	26	389	57	0	0	58	40
South Korea	2016	2016-2020	20	300	0	0	0	3	0
Spain	2016	2016-2019	12	350	0	0	0	0	1
Suriname	2010	2010-2015	6	51	39	0	0	33	39
Sweden	2014	2014-2018	–	349	0	0	0	8	13
Switzerland	2015	2015-2019	50	199	0	0	0	1	10
Taiwan	2016	2016-2020	9	113	0	0	0	1	0
Tanzania	2015	2015-2020	10	382	5	0	0	4	3

Table A-1: List of Countries and Missingness in GLD (*continued*)

Country	Election	Period	Leg No	Obs	DOB	Gender	Party	Occup	Edu
Trinidad and Tobago	2015	2015-2020	11	41	80	0	0	7	5
Tunisia	2014	2014-2019	1	217	1	1	0	2	31
Turkey	2015	2015-2018	26	550	0	0	0	1	0
Ukraine	2014	2014-2019	8	418	0	0	0	1	0
United Kingdom	2015	2015-2017	56	650	0	0	0	1	1
United States	2016	2016-2018	115	441	0	0	0	0	0
Uruguay	2014	2014-2019	48	99	62	0	0	8	17
Zambia	2016	2016-2021	12	156	0	0	0	0	1

*Note:* ‘Election’ is the election year for the legislature included. Missing entry under ‘Leg No’ means legislature numbering not used in the country. Column ‘Obs’ reports the number of legislators included in the GLD. ‘DOB’ is short for date of birth. ‘Occup’ is short for occupation and ‘Edu’ is short for education. Date of birth, gender, party, occupation, and education columns report the percent of missing data on each characteristic for legislators in the country.

## A-2 Missingness of Legislator Characteristics by Continent and Geographic Region

Table A-2: Percent of Missing Data by Characteristic and Continent

Continent	DOB	Gender	Party	Occupation	Education
Africa	41	4	0	24	31
Americas	23	0	0	6	12
Asia	13	0	0	4	5
Europe	2	0	0	3	6
Oceania	21	0	0	8	12

Table A-3: Percent of Missing Data by Characteristic and Region

Region	DOB	Gender	Party	Occupation	Education
Australia and New Zealand	1	0	0	2	4
Eastern Asia	20	0	0	2	0
Eastern Europe	0	0	0	4	13
Latin America and the Caribbean	25	0	0	7	12
Melanesia	34	0	0	12	17
Northern Africa	1	1	0	2	31
Northern America	2	0	0	0	6
Northern Europe	0	0	0	2	4
Southeastern Asia	20	1	0	22	26
Southern Asia	16	0	0	1	2
Southern Europe	4	0	0	4	4
Sub-Saharan Africa	43	4	0	26	31
Western Asia	0	0	0	1	2
Western Europe	0	0	1	2	6

### A-3 Summary Statistics

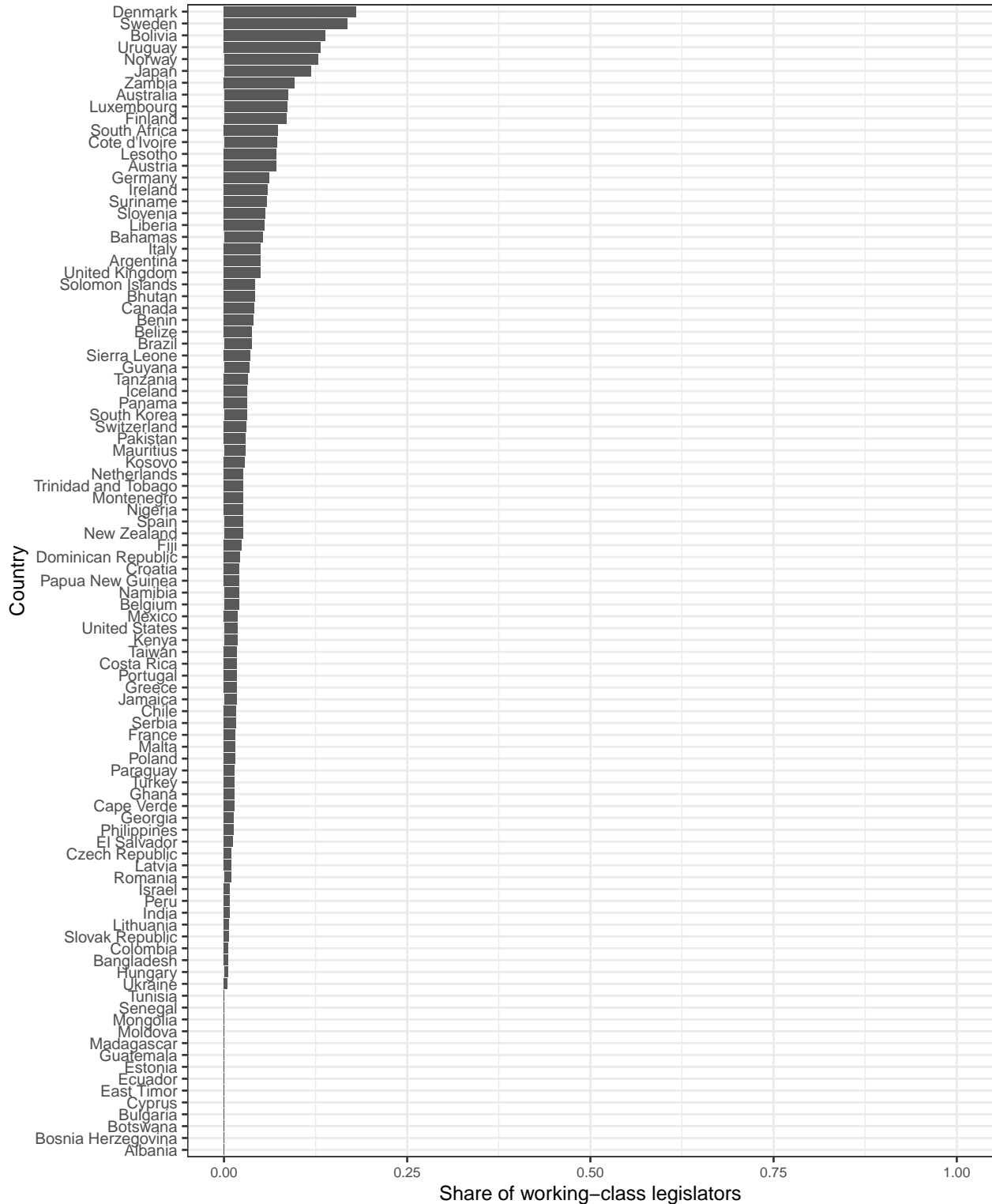
Table A-4: Summary Statistics of Average Characteristics

Characteristic	Mean	SD	Min	Max
Average Age	49.89	3.65	43.49	60.62
Percent Male	75.83	11.19	49.23	98.00
Number Parties	10.91	9.34	2.00	61.00
Percent Working-Class	3.36	3.70	0.00	18.08
Percent College Degree	87.42	10.09	59.00	100.00

*Note:* ‘Working-class’ is defined as ISCO-08 codes 400 and above, excluding unemployed, students, and retirees. ‘College’ is defined as legislators possessing at least a four-year college degree.

## A-4 Share of Working-Class Legislators by Country

Figure A-1: Share of legislators from working-class occupations by country for 97 countries.



## **A-5 Discrepancies between the GLD and Other Datasets**

This section discusses discrepancies between the GLD, the Global Leadership Project, the Varieties of Democracy Project, and the Comparative Legislators Database.

In almost every country, the GLD contains either the same number of legislators or, in most cases, a greater number of legislators than in the GLP or V-Dem datasets. This reflects our extensive efforts to collect comprehensive data for every democracy's lower chamber. There are two cases where the GLD contains fewer lawmakers than listed in the GLP: Kenya and Sierra Leone. Our examination of the GLP suggests that its numbers for the two countries are inflated.

Kenya's lower chamber, the National Assembly of the Republic of Kenya, officially has 349 seats, matching the number of observations in our dataset. The GLP, by contrast, lists 438 members. An examination of that dataset reveals many duplicate entries, where the same lawmaker is entered two or more times under identical or similar names. Manual examination also shows that the GLP contains some names of persons who never served in Kenya's lower chamber. These errors result in an inflated number of legislators.

Our dataset names 112 legislators in Sierra Leone's parliament, which reflects its official size for the 2012–2018 session, excluding the 12 appointed Paramount Chiefs. The GLP lists 157 members. Manual examination of the GLP shows that the discrepancy is due to a large number of duplicate entries.

In our analysis of the gender composition of legislatures using V-DEM, one particularly significant discrepancy occurred. Lesotho had a lower percentage of females in their legislature according to our data than according to V-DEM. The discrepancy arises due to significant missingness in our gender data for the country. We failed to find gender data for 56 percent of Lesotho's legislators, by far the highest amount of missingness of any country for this variable. No other country has gender missingness above 5 percent.

## **A-6 Matching the GLD to the Reelection Rates Dataset**

We matched individual legislators in the GLD dataset to individuals in the Reelection Rates in Democracies Around the World Dataset (Golden and Nazrullaeva, 2022) and coded whether legislators in the GLD were incumbents. There were 30 countries where we could not code the incumbency status of legislators for the following reasons: (1) data were unavailable in the reelection dataset; (2) the legislature in the GLD dataset is the first legislature available in the reelection dataset, so that the reelection data covers the following legislative term but not the previous. Country-level details are as follows:

1. Argentina: has staggered elections for the Chamber of Deputies (one-half elected in each period), so the incumbency status cannot be coded from a comparison of the two lists of legislators in consecutive periods
2. Bahamas: the legislative period in the GLD is 2012–2017; the reelection dataset does not contain data prior to 2012
3. Benin, Bhutan, Bosnia Herzegovina, Costa Rica, Dominican Republic, East Timor, Ecuador, Fiji, Guyana, Lesotho, Madagascar, Moldova, Montenegro, Panama, Papua New Guinea, Paraguay, Senegal, Tunisia, Uruguay: no data in the reelection dataset
4. Bulgaria: the legislative period in the GLD is 2014–2017; the reelection dataset does not contain data prior to 2014
5. Côte d’Ivoire: the legislative period in the GLD is 2011–2016; the reelection dataset does not contain data prior to 2011
6. El Salvador: the legislative period in the GLD is 2015–2018; the reelection dataset does not contain data prior to 2015
7. Kenya: the legislative period in the GLD is 2013–2017; the reelection dataset does not contain data prior to 2013



8. Liberia: the legislative period in the GLD is 2011–2017; the reelection dataset does not contain data prior to 2011
9. Mexico: the legislative period in the GLD is 2015–2018; Mexico did not allow reelection until 2018 and reelection therefore cannot be coded prior to 2015
10. Sierra Leone: the legislative period in the GLD is 2012–2018; the reelection dataset does not contain data prior to 2012
11. Slovenia: the legislative period in the GLD is 2014–2018; the reelection dataset does not contain data prior to 2012
12. Suriname: the legislative period in the GLD is 2015–2020 and the reelection dataset does not contain data prior to 2015

## **Appendix B: Global Legislators Database Codebook**

# Global Legislator Database (GLD) Codebook

2024-02-02; Version 1.2

## Description

Cross-sectional data of biographical and demographic characteristics of legislators in 97 democracies across the world. Characteristics collected include date of birth, gender, party, occupation, and education. Data is for the lower house or unicameral legislature, and is captured for a single legislature in each country that was elected between 2011 and 2017 and that was in session in 2016 or 2017.

## Principal Investigators

Nick Carnes, Duke University

Miriam Golden, European University Institute and University of California at Los Angeles (emerita)

Noam Lupu, Vanderbilt University

Eugenia Nazrullaeva, University of Glasgow

## Contact

Nick Carnes: email: [nicholas.carnes@duke.edu](mailto:nicholas.carnes@duke.edu); homepage <https://people.duke.edu/~nwc8/>

Miriam Golden: email [golden@ucla.edu](mailto:golden@ucla.edu); homepage <https://www.miriamgolden.com/>

Noam Lupu: email [noam.lupu@vanderbilt.edu](mailto:noam.lupu@vanderbilt.edu); homepage <https://www.noamlupu.com/>

GLD web-page: <https://doi.org/10.7910/DVN/U1ZNVT>

## **Codebook Authors**

Joshua Ferrer, University of California at Los Angeles

Miriam Golden, European University Institute and University of California at Los Angeles  
(emerita)

## **Project Managers**

Esme Lillywhite, SciencesPo

Maggie Dechert, Vanderbilt University

## **Programming Manager**

Joshua Ferrer, University of California at Los Angeles

## **How to Cite this Dataset**

Carnes, Nicholas; Golden, Miriam; Lupu, Noam; and Nazrullaeva, Eugenia. 2021. "Global Legislator Database," <https://doi.org/10.7910/DVN/U1ZNVT>, Harvard Dataverse, V1.

# Contents

<b>Acknowledgments</b>	<b>16</b>
<b>Funding</b>	<b>16</b>
<b>Introduction</b>	<b>17</b>
Aim of the research project . . . . .	17
Variables collected . . . . .	17
<b>Release Notes</b>	<b>17</b>
<b>General instructions</b>	<b>18</b>
Country selection criteria . . . . .	18
Countries included . . . . .	19
Legislator selection criteria . . . . .	23
General rules for coding missing data . . . . .	24
Missing legislators . . . . .	24
Missing occupation and education data . . . . .	25
When countries were considered finished . . . . .	26
<b>Data collection procedures</b>	<b>31</b>
General procedures . . . . .	31
First phase procedures . . . . .	31
Second phase procedures . . . . .	31
Sourcing . . . . .	32
List of variables coded . . . . .	33
unique_id . . . . .	33
country_name . . . . .	33
country_code . . . . .	34

name . . . . .	34
first_name . . . . .	34
last_name . . . . .	34
dob . . . . .	34
gender . . . . .	34
party . . . . .	34
last_occupation . . . . .	35
education . . . . .	37
notes . . . . .	38
file . . . . .	38
ISC008 . . . . .	39
year_of_election . . . . .	50
parliamentary_period . . . . .	50
legislature_number . . . . .	50
total_mps . . . . .	51
total_mps_in_data . . . . .	51
date_verified . . . . .	51
name_source . . . . .	51
party_source . . . . .	51
dob_source . . . . .	51
education_source . . . . .	51
occupation_source . . . . .	51
source . . . . .	52
source_2 . . . . .	52

**Country-specific data collection and coding procedures 52**

Albania . . . . .	52
Argentina . . . . .	52

Australia . . . . .	53
Bahamas . . . . .	53
Bangladesh . . . . .	53
Belgium . . . . .	54
Belize . . . . .	54
Benin . . . . .	54
Bhutan . . . . .	54
Bolivia . . . . .	54
Bosnia Herzegovina . . . . .	55
Botswana . . . . .	55
Bulgaria . . . . .	55
Canada . . . . .	56
Cape Verde . . . . .	56
Cote d'Ivoire . . . . .	56
Croatia . . . . .	56
Cyprus . . . . .	57
Czech Republic . . . . .	57
Denmark . . . . .	58
Dominican Republic . . . . .	58
East Timor . . . . .	58
Ecuador . . . . .	58
El Salvador . . . . .	59
Estonia . . . . .	59
Fiji . . . . .	59
Finland . . . . .	60
France . . . . .	60
Georgia . . . . .	60

Germany . . . . .	60
Ghana . . . . .	61
Greece . . . . .	61
Guatemala . . . . .	61
Guyana . . . . .	61
Hungary . . . . .	62
Iceland . . . . .	62
India . . . . .	62
Jamaica . . . . .	62
Japan . . . . .	63
Kenya . . . . .	63
Kosovo . . . . .	63
Latvia . . . . .	63
Lesotho . . . . .	64
Liberia . . . . .	64
Lithuania . . . . .	64
Madagascar . . . . .	65
Malta . . . . .	65
Mauritius . . . . .	65
Mexico . . . . .	66
Moldova . . . . .	66
Namibia . . . . .	66
Netherlands . . . . .	66
Norway . . . . .	67
Pakistan . . . . .	67
Panama . . . . .	67
Papua New Guinea . . . . .	67



Paraguay . . . . .	68
Peru . . . . .	68
Philippines . . . . .	68
Poland . . . . .	69
Portugal . . . . .	69
Romania . . . . .	69
Senegal . . . . .	69
Serbia . . . . .	70
Sierra Leone . . . . .	70
Slovak Republic . . . . .	70
South Africa . . . . .	71
South Korea . . . . .	71
Spain . . . . .	72
Suriname . . . . .	72
Sweden . . . . .	72
Switzerland . . . . .	72
Taiwan . . . . .	72
Tanzania . . . . .	72
Trinidad and Tobago . . . . .	73
Tunisia . . . . .	73
Turkey . . . . .	73
Ukraine . . . . .	73
United Kingdom . . . . .	74
United States . . . . .	75
Zambia . . . . .	75
<b>Description of workflow and R procedures</b>	<b>76</b>
Directory Layout . . . . .	76

01_carnes_lupu_data . . . . .	76
02_other_sourced_data . . . . .	76
03_initial_cleaned_data . . . . .	76
04_code . . . . .	76
05_cascot_input_data . . . . .	77
06_cascot_output_data . . . . .	77
07_lab_notebooks . . . . .	77
08_codebook . . . . .	77
crossnational.Rproj . . . . .	77
global_legislator_dataset_status.xlsx . . . . .	77
Batches . . . . .	78
Batch 1 . . . . .	78
Batch 2 . . . . .	78
Batch 3 . . . . .	78
Batch 4 . . . . .	79
Batch 5 . . . . .	79
Batch 6 . . . . .	79
Coding Pipeline . . . . .	79
Manual Cleaning . . . . .	79
00_merging_dobs . . . . .	79
01_merge_country_data . . . . .	80
02_clean_country_data . . . . .	80
03_prepare_cascot_input . . . . .	80
04_clean_cascot_output . . . . .	80
05_manual_isco_code . . . . .	81
06_final_cleaning . . . . .	81
<b>References</b>	<b>82</b>

## List of Tables

1	List of Countries Included in GLD . . . . .	19
2	Summary of Missing MPs . . . . .	25
3	Summary of Missing Data . . . . .	26
4	ISCO-08 Codes - Official . . . . .	39
5	ISCO-08 Codes - PI Clarifications and Additions . . . . .	44

## Acknowledgments

In addition to our thanks to Maggie Dechert for project management, we acknowledge Arjun Aurora, David Castro, Caelan Collins, Mary Coyne, Sridhar Dhara, Caleb Harper, Mo Se Kim, Melissa Lee, Amanda Llewellyn, Alexandra Lynn, Morgan Marquez, Sigrid Ohnesorge, Nicholas Rudd, Ben Seitelman, Tanya Wadhawan, Chris Westfall, Anirudh Yedula, and especially Eui Young (Emily) Noh for their invaluable research assistance in the first phase of data collection. We also thank Esme Lillywhite for project management in the second phase, as well as Jonne Kamphorst for stepping in to cover for Esme, Joshua Ferrer for programming management, Ivan Formichev for additional coding, and for their extraordinary efforts in collecting and verifying the dataset, Alejandro Tirado Castro, Armel François, Mamoor Ali Khan, Eui Young (Emily) Noh, Karan Sanghavi, and Giovanni Bastiani Roggia.

For access to the CASCOT software, we thank Professor Peter Elias and the Warwick Institute for Employment Research.

Government and other offices and individuals who provided country-specific data are acknowledged by country.

## Funding

We received funding from the Academic Senate of the University of California at Los Angeles, the European University Institute, the Sanford School of Public Policy at Duke University, Vanderbilt University, a Vanderbilt University Office of Equity, Diversity, and Inclusion Seed Grant, and a Research Fund Award from the London School of Economics and Political Science, Department of Government.

# Introduction

## Aim of the research project

The aim of this project was to collect a cross-sectional of biographical characteristics for national legislators in every electoral democracy in the world. In total, we collected data on 97 countries, totaling 19,704 legislators. In most countries, the parliament captured was elected between 2013 and 2016. The full range of captured elections is 2011 to 2017, corresponding with parliaments in session between 2011 to 2022. Each country has data on one parliament that was elected and seated during this time span.

## Variables collected

The main variables collected were `name`, `dob`, `gender`, `party`, `last_occupation` (prior to full-time elected office), and level of `education` attained. Occupations were coded into ILO ISCO-08 codes (`ISCO08`), the most widely accepted occupation classification system, using the University of Warwick's Computer Assisted Structured Coding Tool (`CASCOT`). `ISCO08` codes were manually entered for occupations that `CASCOT` was unable to code. Contextual data for each country includes the `year_of_election` and `parliamentary_period` captured, the total number of legislators in the parliament (`total_mps`), the total number of legislators captured in the dataset (`total_mps_in_data`), and the final date of data verification (`date_verified`). Extensive sourcing information was captured for each country and legislator as well.

## Release Notes

- Version 1

# General instructions

## Country selection criteria

We initially aimed to include all 103 electoral democracies with populations over 300,000 as defined by Freedom House in 2016 ([https://freedomhouse.org/sites/default/files/FH\\_FI\\_TW\\_Report\\_2016.pdf](https://freedomhouse.org/sites/default/files/FH_FI_TW_Report_2016.pdf)). Six countries (Comoros, Indonesia, Malawi, Nepal, Niger, and Sri Lanka) were not included in the final dataset because of data inaccuracies or missingness. For Indonesia, Nepal, and Niger, we were unable to verify accurate parliamentary lists. Comoros, Malawi, and Sri Lanka were excluded because of high data missingness. Both Comoros and Malawi had over 90 percent missingness for education and occupation data and Sri Lanka was missing 100 percent of education data.

This left us with 97 countries in the final dataset.

*Notes:*

- Freedom House defines an electoral democracy based on the minimum requirements for the following indicators: “requires a score of 7 or better in the Electoral Process subcategory and an overall political rights score of 20 or better” (p. 3, [https://freedomhouse.org/sites/default/files/2020-02/Methodology\\_FIW\\_2016.pdf](https://freedomhouse.org/sites/default/files/2020-02/Methodology_FIW_2016.pdf)). This is the definition used to include the 103 countries in this dataset.
- An alternative classification of democracies with populations over 300,000 in 2016 consists of countries with values over 0.5 in the V-Dem Electoral Democracy Index (`v2x_polyarchy`). This definition produces a sample of 92 electoral democracies in 2016:
  - Ten countries which are **not included** in the GLD but classified as electoral democracies by V-Dem in 2016: Mali, Kosovo, Lebanon, Burkina Faso, Indonesia, Nepal, Niger, Malawi, Guinea-Bissau, Sri Lanka.
  - Eleven countries in the GLD which are **not classified as electoral democracies**

by V-Dem in 2016: Bangladesh, Fiji, Madagascar, Montenegro, Pakistan, Papua New Guinea, Serbia, Tanzania, Turkey, Ukraine, Zambia. The values of the Electoral Democracy Index (`v2x_polyarchy`) for the majority of these countries are between 0.4 and 0.5, except for Bangladesh (0.28). V-Dem classifies these eleven countries as electoral autocracies.

We choose the Freedom House definition of electoral democracies rather than the V-Dem classification because the first resulted in a larger sample.

## Countries included

Table 1: List of Countries Included in GLD

Country	Year of Election	Parliamentary Period	Leg No	MPs
Albania	2013	2013-2017	30	140
Argentina	2015	2015-2019	NA	255
Australia	2016	2016-2019	45	150
Austria	2013	2013-2017	25	183
Bahamas	2012	2012-2017	13	38
Bangladesh	2014	2014-2018	10	349
Belgium	2014	2014-2019	54	150
Belize	2015	2015-2020	NA	31
Benin	2015	2015-2019	NA	83
Bhutan	2013	2013-2018	2	47
Bolivia	2014	2014-2019	NA	130
Bosnia Herzegovina	2014	2014-2018	7	42
Botswana	2014	2014-2019	11	63
Brazil	2014	2014-2018	55	513

Table 1: List of Countries Included in GLD (*continued*)

Country	Year of Election	Parliamentary Period	Leg No	MPs
Bulgaria	2014	2014-2017	43	240
Canada	2015	2015-2019	42	338
Cape Verde	2016	2016-2021	NA	72
Chile	2013	2013-2017	53	120
Colombia	2014	2014-2018	NA	166
Costa Rica	2014	2014-2018	NA	57
Cote d'Ivoire	2011	2011-2016	NA	253
Croatia	2016	2016-2020	NA	151
Cyprus	2016	2016-2021	NA	56
Czech Republic	2013	2013-2017	7	200
Denmark	2015	2015-2019	NA	179
Dominican Republic	2016	2016-2020	NA	190
East Timor	2012	2012-2017	3	65
Ecuador	2017	2017-2021	NA	137
El Salvador	2015	2015-2018	11	84
Estonia	2015	2015-2019	13	101
Fiji	2014	2014-2018	6	50
Finland	2015	2015-2019	NA	200
France	2012	2012-2017	14	577
Georgia	2016	2016-2020	9	150
Germany	2013	2013-2017	18	630
Ghana	2016	2016-2020	7	275



Table 1: List of Countries Included in GLD (*continued*)

Country	Year of Election	Parliamentary Period	Leg No	MPs
Greece	2015	2015-2019	NA	300
Guatemala	2015	2015-2019	NA	158
Guyana	2015	2015-2020	11	65
Hungary	2014	2014-2018	NA	199
Iceland	2013	2013-2016	NA	63
India	2014	2014-2019	16	541
Ireland	2016	2016-2020	32	158
Israel	2015	2015-2019	20	120
Italy	2013	2013-2018	17	630
Jamaica	2016	2016-2020	12	63
Japan	2014	2014-2017	47	475
Kenya	2013	2013-2017	11	349
Kosovo	2014	2014-2017	6	120
Latvia	2014	2014-2018	NA	100
Lesotho	2017	2017-2022	10	115
Liberia	2011	2011-2017	53	72
Lithuania	2016	2016-2020	12	141
Luxembourg	2013	2013-2018	NA	60
Madagascar	2013	2013-2019	NA	155
Malta	2013	2013-2017	12	69
Mauritius	2014	2014-2019	9	70
Mexico	2015	2015-2018	63	500
Moldova	2014	2014-2019	9	101

Table 1: List of Countries Included in GLD (*continued*)

Country	Year of Election	Parliamentary Period	Leg No	MPs
Mongolia	2016	2016-2020	5	76
Montenegro	2016	2016-2020	NA	81
Namibia	2014	2014-2019	6	104
Netherlands	2017	2017-2021	NA	150
New Zealand	2014	2014-2017	51	120
Nigeria	2015	2015-2019	8	359
Norway	2013	2013-2017	164	169
Pakistan	2013	2013-2018	14	341
Panama	2014	2014-2019	NA	71
Papua New Guinea	2012	2012-2017	9	111
Paraguay	2013	2013-2018	NA	80
Peru	2016	2016-2020	NA	130
Philippines	2016	2016-2019	17	297
Poland	2015	2015-2019	8	460
Portugal	2015	2015-2019	13	230
Romania	2016	2016-2020	8	329
Senegal	2012	2012-2017	12	150
Serbia	2016	2016-2020	NA	250
Sierra Leone	2012	2012-2018	NA	112
Slovak Republic	2016	2016-2020	NA	150
Slovenia	2014	2014-2018	7	90
Solomon Islands	2014	2014-2019	10	50

Table 1: List of Countries Included in GLD (*continued*)

Country	Year of Election	Parliamentary Period	Leg No	MPs
South Africa	2014	2014-2019	26	389
South Korea	2016	2016-2020	20	300
Spain	2016	2016-2019	12	350
Suriname	2015	2015-2020	7	51
Sweden	2014	2014-2018	NA	349
Switzerland	2015	2015-2019	50	199
Taiwan	2016	2016-2020	9	113
Tanzania	2015	2015-2020	10	382
Trinidad and Tobago	2015	2015-2020	11	41
Tunisia	2014	2014-2019	1	217
Turkey	2015	2015-2018	26	550
Ukraine	2014	2014-2019	8	418
United Kingdom	2015	2015-2017	56	650
United States	2016	2016-2018	115	441
Uruguay	2014	2014-2019	48	99
Zambia	2016	2016-2021	12	156

*Note:* NA under ‘Leg No’ means no legislature numbering system used in the country. Column ‘MPs’ reports the number of legislators included in this dataset.

## Legislator selection criteria

We include legislators who were elected at the general election to their country’s national parliament or, in countries with bicameral legislatures, to the lower chamber. In countries

with both national and devolved regional governments, only data on the national legislature is captured. In some countries, non-voting delegates are also included.

The dataset does not include legislators who were elected, appointed, or otherwise acceded to office after the general election. All mid-cycle and replacement legislators are thereby excluded. We also do not capture information on substitute, alternate or deputy legislators. Elected MPs who were never seated are included but MPs who replaced an elected legislator after the main election but before the start of the parliamentary term are excluded.

For each country, research assistants attempted to locate the most accurate list of members of the target parliament. This typically involved triangulating data from the country’s parliamentary website, the country’s electoral or judicial commission, and Wikipedia (sometimes in the country language). Research assistants also used the PARLINE database on national parliaments (<http://archive.ipu.org/parline-e/parlinesearch.asp>).

## General rules for coding missing data

### Missing legislators

In a some countries, we failed to locate a canonical list of elected legislators. This occasionally resulted in small discrepancies between the officially-recorded size of the legislature and the number of MPs recorded in the dataset. Discrepancies are listed in Table 2.

Some discrepancies are due to vacant seats for which no person was put forward for election. In Ukraine, several dozen vacancies were never filled, so `total_mps` and `total_mps_in_data` reflect the number of filled seats rather than the official size of the legislature (418 rather than 450). In Sierra Leone, three initial vacancies were created for legal reasons but filled days after the initial election. These three seats are included in the dataset and with `total_mps`. Similarly, four initially vacant seats were quickly filled in Madagascar and are included in the dataset and with `total_mps`. Lesotho and Pakistan also include initial vacancies that were soon filled.

We also conducted post-data collection checks for potential duplicates and eliminated these where identified.

Table 2: Summary of Missing MPs

Country	Parliamentary Period	Total MPs	MPs in data	Missing
Argentina	2015-2019	257	255	2
Bangladesh	2014-2018	350	349	1
Cote d'Ivoire	2011-2016	255	253	2
India	2014-2019	545	541	4
Lesotho	2017-2022	117	115	2
Liberia	2011-2017	73	72	1
Nigeria	2015-2019	360	359	1
Pakistan	2013-2018	342	341	1
South Africa	2014-2019	400	389	11
Switzerland	2015-2019	200	199	1

### Missing occupation and education data

While we made efforts to reduce missingness as much as possible, we took additional measures for countries with high levels of missingness with the aim of reducing missing occupation and education entries below 5 percent. Once we achieved a missingness of 5 percent or less on education and occupation, we ceased data collection. Beyond general online searches, we attempted three additional steps: contacting parliaments, contacting other researchers, and contacting MPs directly.

**Contacting parliament:** Research assistants contacted the parliamentary secretary/clerk/librarian or equivalent office by email and phone. We used a standardized

template, tailored to the specific country. Multiple follow-ups were attempted as well. This method frequently resulted in successful outreach and useful data.

**Contacting other researchers:** Attempts were also made to directly contact other sources, including the country’s electoral commissions, NGOs, and academics who have undertaken similar research. Records of all email correspondence and external datasets collected were retained.

**Contacting MPs:** As a last resort, research assistants directly contacted MPs via email and social media accounts using a template letter. We rarely received a response from these inquiries.

### When countries were considered finished

If the efforts outlined above were undertaken but a country still had missingness above the 5 percent threshold, then we considered data collection for that country finished. Very little useful data could be collected from Comoros, Malawi, and Sri Lanka, and we failed to obtain accurate parliamentary lists for Indonesia, Nepal, or Niger. We therefore decided to exclude these countries from the dataset.

Table 3: Summary of Missing Data

Country	DOB	%	Gender	%	Party	%	Occupation	%	Education	%
Albania	13	9	0	0	0	0	5	4	6	4
Argentina	0	0	0	0	0	0	15	6	29	11
Australia	0	0	0	0	0	0	1	1	9	6
Austria	0	0	0	0	0	0	1	1	1	1
Bahamas	8	21	0	0	0	0	0	0	0	0
Bangladesh	11	3	0	0	1	0	4	1	16	5

Table 3: Summary of Missing Data (*continued*)

Country	DOB	%	Gender	%	Party	%	Occupation	%	Education	%
Belgium	2	1	0	0	9	6	3	2	7	5
Belize	11	35	0	0	0	0	5	16	10	32
Benin	77	93	0	0	0	0	58	70	54	65
Bhutan	29	62	0	0	0	0	0	0	1	2
Bolivia	0	0	0	0	0	0	0	0	41	32
Bosnia Herzegovina	1	2	0	0	0	0	0	0	0	0
Botswana	52	83	0	0	0	0	17	27	9	14
Brazil	0	0	0	0	0	0	9	2	5	1
Bulgaria	3	1	0	0	0	0	20	8	211	88
Canada	11	3	0	0	0	0	1	0	42	12
Cape Verde	47	65	1	1	0	0	3	4	10	14
Chile	0	0	0	0	0	0	0	0	0	0
Colombia	27	16	0	0	0	0	2	1	4	2
Costa Rica	0	0	0	0	0	0	0	0	1	2
Cote d'Ivoire	230	91	0	0	0	0	3	1	253	100
Croatia	0	0	0	0	0	0	6	4	1	1
Cyprus	1	2	0	0	0	0	0	0	2	4
Czech Republic	0	0	0	0	0	0	3	2	4	2
Denmark	0	0	0	0	0	0	2	1	2	1
Dominican Republic	12	6	0	0	0	0	7	4	10	5
East Timor	0	0	1	2	0	0	12	18	7	11
Ecuador	57	42	0	0	0	0	6	4	9	7
El Salvador	0	0	0	0	0	0	0	0	0	0

Table 3: Summary of Missing Data (*continued*)

Country	DOB	%	Gender	%	Party	%	Occupation	%	Education	%
Estonia	0	0	0	0	0	0	1	1	0	0
Fiji	35	70	0	0	0	0	8	16	19	38
Finland	0	0	0	0	0	0	0	0	8	4
France	1	0	0	0	0	0	9	2	54	9
Georgia	0	0	0	0	0	0	3	2	1	1
Germany	0	0	0	0	0	0	13	2	7	1
Ghana	0	0	0	0	0	0	0	0	0	0
Greece	12	4	0	0	0	0	12	4	11	4
Guatemala	0	0	0	0	1	1	24	15	26	16
Guyana	45	69	0	0	0	0	7	11	14	22
Hungary	0	0	0	0	0	0	9	5	3	2
Iceland	0	0	0	0	0	0	0	0	0	0
India	0	0	1	0	0	0	14	3	2	0
Ireland	1	1	0	0	0	0	8	5	19	12
Israel	0	0	0	0	0	0	0	0	1	1
Italy	1	0	0	0	0	0	10	2	16	3
Jamaica	42	67	0	0	0	0	5	8	14	22
Japan	2	0	0	0	0	0	11	2	0	0
Kenya	25	7	19	5	1	0	18	5	15	4
Kosovo	6	5	0	0	0	0	15	12	6	5
Latvia	0	0	0	0	0	0	1	1	0	0
Lesotho	97	84	64	56	1	1	87	76	86	75



Table 3: Summary of Missing Data (*continued*)

Country	DOB	%	Gender	%	Party	%	Occupation	%	Education	%
Liberia	66	92	0	0	0	0	0	0	4	6
Lithuania	0	0	0	0	0	0	0	0	0	0
Luxembourg	1	2	0	0	0	0	2	3	10	17
Madagascar	9	6	0	0	0	0	123	79	141	91
Malta	16	23	0	0	0	0	4	6	3	4
Mauritius	54	77	0	0	4	6	1	1	6	9
Mexico	84	17	0	0	0	0	15	3	4	1
Moldova	2	2	0	0	0	0	5	5	7	7
Mongolia	60	79	0	0	0	0	1	1	0	0
Montenegro	9	11	3	4	0	0	4	5	5	6
Namibia	6	6	0	0	0	0	6	6	4	4
Netherlands	0	0	0	0	0	0	0	0	3	2
New Zealand	2	2	0	0	0	0	3	2	4	3
Nigeria	34	9	0	0	0	0	11	3	9	3
Norway	0	0	0	0	0	0	13	8	7	4
Pakistan	3	1	0	0	0	0	2	1	1	0
Panama	30	42	0	0	0	0	8	11	14	20
Papua New Guinea	37	33	0	0	0	0	14	13	11	10
Paraguay	19	24	0	0	0	0	12	15	16	20
Peru	0	0	0	0	0	0	0	0	1	1
Philippines	122	41	0	0	0	0	73	25	118	40
Poland	0	0	0	0	0	0	2	0	0	0
Portugal	0	0	0	0	0	0	0	0	1	0

Table 3: Summary of Missing Data (*continued*)

Country	DOB	%	Gender	%	Party	%	Occupation	%	Education	%
Romania	0	0	0	0	0	0	13	4	7	2
Senegal	82	55	1	1	0	0	149	99	98	65
Serbia	0	0	0	0	0	0	9	4	34	14
Sierra Leone	0	0	0	0	0	0	2	2	34	30
Slovak Republic	0	0	0	0	0	0	7	5	6	4
Slovenia	0	0	0	0	0	0	1	1	1	1
Solomon Islands	0	0	0	0	0	0	3	6	1	2
South Africa	221	57	0	0	0	0	227	58	156	40
South Korea	0	0	0	0	0	0	10	3	0	0
Spain	0	0	0	0	0	0	1	0	4	1
Suriname	20	39	0	0	0	0	17	33	20	39
Sweden	0	0	0	0	0	0	29	8	46	13
Switzerland	0	0	0	0	0	0	1	1	19	10
Taiwan	0	0	0	0	0	0	1	1	0	0
Tanzania	20	5	0	0	0	0	17	4	13	3
Trinidad and Tobago	33	80	0	0	0	0	3	7	2	5
Tunisia	3	1	2	1	0	0	4	2	67	31
Turkey	2	0	0	0	0	0	4	1	0	0
Ukraine	0	0	0	0	0	0	6	1	2	0
United Kingdom	0	0	0	0	0	0	5	1	5	1
United States	0	0	0	0	0	0	0	0	0	0
Uruguay	61	62	0	0	0	0	8	8	17	17

Table 3: Summary of Missing Data (*continued*)

Country	DOB	%	Gender	%	Party	%	Occupation	%	Education	%
Zambia	0	0	0	0	0	0	0	0	1	1

## Data collection procedures

### General procedures

Data was collected between 2016 and 2021.

We collected data in two phases. Nick Carnes and Noam Lupu oversaw the first phase of the project, which took place in 2016–2017. Miriam Golden oversaw the second phase of data collection, which took place during 2020–2021.

### First phase procedures

Noam Lupu and Nick Carnes, along with a team of 18 research assistants, collected information on legislators in 103 democracies between 2016 and 2017. The data collection was supervised by Carnes and Lupu along with Maggie Dechert, a Ph.D. student at Vanderbilt University. Country information was collected by individual research assistants. Emily Noh, another Ph.D. student at Vanderbilt, standardized all individual files, ensuring their columns and titles were the same, all blanks were recorded similarly, and only plain English characters were used. Noh also verified and filled in missing observations in the OECD countries.

### Second phase procedures

The Lupu-Carnes data was incomplete when that phase of data collection was ceased. In addition, many sources had not been fully recorded. Over an 18 month period spanning 2020–2021, a team of nine research assistants supervised by Miriam Golden with the assistance

of project director Esme Lillywhite verified all existing data from the first phase and added data where missing. The researchers searched online and contacted parliamentary offices, MPs, NGOs, and academics with requests for missing data.

Twenty-five countries in the first phase of collection were carefully verified and thus had a high accuracy rate. These countries are: Australia, Austria, Benin, Cape Verde, Czech Republic, Estonia, Finland, France, Greece, Italy, Japan, Latvia, Liberia, Luxembourg, Mongolia, Netherlands, New Zealand, Norway, Panama, Poland, Slovak Republic, Slovenia, Spain, Switzerland, and Turkey. In the second phase, less time was spent on verifying these countries than on other countries from the first phase of data collection. Therefore, occupational and educational entries for these 25 countries may less closely follow the standard criteria, especially in regards to the rules for coding `last_occupation`. We undertook more thorough data verification for countries in the list which were found to have a high error rate. This was the case in particular for Austria and Czech Republic.

Research assistants cleaned files for each individual country using coding instructions detailed in the Sections on Sourcing and on List of Variables Coded. Individual standardized files were then prepared for R processing. The column order, names, and number were standardized. Edits were also made to DOBs, duplicate entries, and some occupational, educational, and party data. Source columns and notes outside of the `notes` column were deleted, dots were added to any blank spaces, and `education` was checked to ensure that the correct labels were being used.

## Sourcing

We attempted to include specific sourcing information for each data point. Sourcing for specific variables is reflected in the following columns: `name_source`, `party_source`, `dob_source`, `education_source`, and `occupation_source`. Two additional columns house general source data: `source` and `source_2`. Country-specific source data is also listed in

Section . `date_verified` marks the time when the collection of these sources concluded, and should be used when attempting to locate the original sources. Data for most countries was collected over a 1–2 month span.

Parliamentary websites were the preferred principal source of data. Additional sources regularly consulted include legislators’ personal websites and social media pages, party websites, news and journalism sites, electoral commissions, non-profit organizations, Wikipedia (both English-language and country-specific), and other wiki pages. In addition, the Internet Archive (Way Back Machine — <https://archive.org/web/>) was used to capture archived data that had been removed from websites.

We judged the information on some websites as unreliable and thus avoided them when possible. These include EveryPolitician.org, peoplepill.com, and ductum.

Where information could not be acquired online, we attempted to collect data through personal communication with each country’s legislative parliament, parties, and judicial branch, and through other scholar’s efforts. Information derived from external sources is recorded in the Section on Country Specific Data Collection and Coding Procedures.

## **List of variables coded**

### **`unique_id`**

Each legislator was assigned a randomly-generated unique identification number between 1 and 26,000. Note that legislators from the same country do not always have unique id numbers close to one another.

### **`country_name`**

The country name of the legislature. Only English characters are used, with no accent marks.

**country\_code**

Three-digit numeric codes from the United Nations Statistics Division (UNSD) used by the World Bank, equivalent to the International Standards Organization (ISO) three-digit alphabetic codes (see [https://wits.worldbank.org/wits/wits/witshelp/content/codes/country\\_codes.htm](https://wits.worldbank.org/wits/wits/witshelp/content/codes/country_codes.htm) and <https://wits.worldbank.org/countryprofile/metadata/en/country/all>).

**name**

First and last name combined. Only English characters are used, with no accent marks.

**first\_name**

First or given name. Only English characters are used, with no accent marks.

**last\_name**

Last, surname, or family name. Only English characters are used, with no accent marks.

**dob**

Date of birth, formatted as YYYY-MM-DD. When only the year is known, DOB is written as YYYY-01-01.

**gender**

Gender coded as a male/female binary.

**party**

The party the legislator was elected with, recorded using only plain English characters. We verified the party composition of each legislature with multiple sources, where possible. Legislators who are not official members of parties but who were elected through a party list are listed as the party they were elected with.

## **last\_occupation**

`last_occupation` captures each legislator’s last full-time paid unelected job held prior to their *first* full-time paid elected office. Our goal was to capture each legislator’s social class prior to any rise in social standing that resulted from a political career. Full-time paid elected positions could include trade union officials, mayors, city councilors, and party officials. For individuals who cycle in and out of elected office — for instance, being put in party or civil service positions between holding elected office — the rule regarding full-time paid elected positions still holds. `last_occupation` reflects the last job prior to the legislator’s very first full-time elected position.

Additionally, we sought to avoid coding as `last_occupation` political patronage positions or political appointments unless no other occupational data was available. Unpaid political, party, or union jobs and elected part-time political jobs were not coded. Similarly, political jobs held concurrently with non-political jobs were not coded. On the other hand, party and union jobs were coded when they did not entail full-time elected positions. University rectors and pastors were also coded as `last_occupation`.

For example, “campaign manager” is coded since it is typically unelected, even though it is full-time and political in nature. “Party treasurer” is typically not coded, and an appointed cabinet position is also not coded. If the treasurer position is the legislator’s first such elected office, their job held immediately prior to the election would be coded. If the appointed cabinet position immediately preceded the legislator’s first full-time elected office, then the job held prior to the political appointment would be entered for `last_occupation`.

It was often difficult to discern whether a political position is elected and full-time (for instance, a high ranking position in a union or certain party leadership positions). In this case, research assistants used contextual and country-specific information. Where confusion remained, coding decisions are explained in the `notes` column. In cases where no other occupational data was captured, political occupations were entered for `last_occupation`.

If legislators simultaneously held multiple full-time jobs prior to their first full-time elected political position, then each was listed. If legislators simultaneously held two jobs, then the one the legislator devoted more time too was coded. In most cases, multiple occupations are listed because the chronology or time division was unclear.

Research assistants were instructed to gather as specific occupational data as possible for the purposes of coding occupations into ISCO08 codes. For instance, rather than simply entering “businessman”, research assistants were encouraged to identify the sector of industry and the exact job title or management level each legislator held. In many cases, however, only vague occupational titles were available.

If someone entered office straight after education, they are coded as a “student”. Ph.D. students that went straight into elected office are also coded as students. Legislators were coded as students if gaps in their job history between finishing educational studies and being elected were three years or less.

Where a distinction could not be made between primary, secondary, and high school teachers, educators were simply coded as “teacher (ambiguous)”.

In many countries, legislators’ education was listed as their occupation on parliamentary documents. Research assistants attempted to verify whether legislators actually held the occupation listed. A record was left in **notes** for particularly confusing cases. Decisions that affected multiple entries is listed in the Section on Country Specific Data Collection and Coding Procedures.

**Examples of tricky last\_occupation cases** Student → internal party elected positions → public office: **Code student.**

Student → internal party unelected positions → public office: **Code unelected party position.**

Student → internal party elected positions that is not payed → non-political jobs → public



office: **code non-political job.**

Student → internal party elected positions that is full-time (e.g. head of party) → non-political jobs → public office: **code student**

Student → non-political jobs → internal party elected positions that is full-time → public office: **code non-political jobs.**

Student → non-political jobs + internal party elected positions (concurrent) → public office: **code non-political jobs.**

Student + social/party activism (concurrent) → public office: **code social/activism.**

Student + non-political job (concurrent) → public office: **code non-political jobs.**

Student + non-political job (concurrent) → unemployed → public office: **code unemployed** (unless very short, then code non-political job).

## **education**

**education** captures the highest degree completed before the legislator was elected into office for the coded parliamentary term (as recorded in `year_of_election`). Educational qualifications attained while holding elected office were counted so long as they were awarded prior to the parliamentary term of record. Partially completed degrees are not counted. If a legislator has multiple qualifications, only the highest degree is listed. Research assistants familiarized themselves with each country's education system in order to properly standardize qualifications. Legislator-specific coding decisions are described in the **notes** column and country-specific coding decisions are found in the Section on Country Specific Data Collection and Coding Procedures.

The following international standardized educational categories are used: uneducated, primary, secondary, short-cycle tertiary, bachelors, masters, and Ph.D. Law degrees were distinguished as LLB (equivalent to bachelors), LLM (equivalent to masters), and J.D. (equivalent to

Ph.D.). Medical degrees (M.D., equivalent to Ph.D) were also distinguished.

Diplomas, certificates, and “tertiary” degrees are generally counted as short-cycle tertiary. Honorary degrees are not counted. Rather than distinguishing between lower and upper secondary, only primary and secondary degrees are distinguished. Legislators who attain lower secondary qualifications are coded as “primary”. This is to attain better accuracy, as information is generally not reliable when distinguishing between lower and upper secondary categories.

Due to a lack of clear-cut dates for education degrees in many countries, there is some inconsistency concerning which degrees are finished prior to each legislator’s election to the parliament captured. Where there is ambiguity, listed degrees without dates are counted.

“Postgraduate” degrees are not assumed to be masters, as they could be short-cycle certificate programs. Without additional specificity, legislators with postgraduate degrees are coded as holding bachelors degrees. This ambiguity is especially prevalent in South American countries. “Specialist” degrees in post-Soviet countries are coded as masters, as they typically last about five years. Legislators with incomplete Ph.D.s are coded as holding bachelors, unless there was evidence of obtaining a masters degree. Military degrees are typically coded as equivalent to bachelors degrees.

#### **notes**

Contains any legislator-specific information that explains legislator inclusion or coding decisions for specific variables.

#### **file**

The standardized file from which the legislator’s data originated.

## ISCO08

The three-digit version of the International Standard Classification of Occupations (ISCO-08), coded using `last_occupation` entries. Developed under the auspices of the International Labour Organization, ISCO is the most widely accepted classification of occupations. The official classification explanations are documented at [https://www.ilo.org/wcmsp5/groups/public/@dgreports/@dcomm/@publ/documents/publication/wcms\\_172572.pdf](https://www.ilo.org/wcmsp5/groups/public/@dgreports/@dcomm/@publ/documents/publication/wcms_172572.pdf)

Summary information on the three-digit classification system is provided in Table 4.

Table 4: ISCO-08 Codes - Official

ISCO Code	Occupation
11	Commissioned Armed Forces Officers
21	Non-commissioned Armed Forces Officers
31	Armed Forces Occupations, Other Ranks
111	Legislators and Senior Officials
112	Managing Directors and Chief Executives
121	Business Services and Administration Managers
122	Sales, Marketing and Development Managers
131	Production Managers in Agriculture, Forestry and Fisheries
132	Manufacturing, Mining, Construction and Distribution Managers
133	Information and Communications Technology Services Managers
134	Professional Services Managers
141	Hotel and Restaurant Managers
142	Retail and Wholesale Trade Managers
143	Other Services Managers
211	Physical and Earth Science Professionals
212	Mathematicians, Actuaries and Statisticians
213	Life Science Professionals
214	Engineering Professionals

Table 4: ISCO-08 Codes - Official (*continued*)

ISCO Code	Occupation
215	Electrotechnology Engineers
216	Architects, Planners, Surveyors and Designers
221	Medical Doctors
222	Nursing and Midwifery Professionals
224	Paramedical Practitioners
225	Veterinarians
226	Other Health Professionals
231	University and Higher Education Teachers
232	Vocational Education Teachers
233	Secondary Education Teachers
234	Primary School and Early Childhood Teachers
235	Other Teaching Professionals
241	Finance Professionals
242	Administration Professionals
243	Sales, Marketing and Public Relations Professionals
251	Software and Applications Developers and Analysts
252	Database and Network Professionals
261	Legal Professionals
262	Librarians, Archivists and Curators
263	Social and Religious Professionals
264	Authors, Journalists and Linguists
265	Creative and Performing Artists
311	Physical and Earth Science Professionals
312	Mining, Manufacturing and Construction Supervisors
313	Process Control Technicians
314	Life Science Technicians and Related Associate Professionals

Table 4: ISCO-08 Codes - Official (*continued*)

ISCO Code	Occupation
315	Ship and Aircraft Controllers and Technicians
321	Medical and Pharmaceutical Technicians
322	Nursing and Midwifery Associate Professionals
324	Veterinary Technicians and Assistants
325	Other Health Associate Professionals
331	Financial and Mathematical Associate Professionals
332	Sales and Purchasing Agents and Brokers
333	Business Services Agents
334	Administrative and Specialized Secretaries
335	Government Regulatory Associate Professionals
341	Legal, Social and Religious Associate Professionals
342	Sports and Fitness Workers
343	Artistic, Cultural and Culinary Associate Professionals
351	Information and Communications Technology Operations and User Support Technicians
352	Telecommunications and Broadcasting Technicians
411	General Office Clerks
412	Secretaries (general)
413	Keyboard Operators
421	Tellers, Money Collectors and Related Clerks
422	Client Information Workers
431	Numerical Clerks
441	Other Clerical Support Workers
511	Travel Attendants, Conductors and Guides
512	Cooks
513	Waiters and Bartenders
514	Hairdressers, Beauticians and Related Workers

Table 4: ISCO-08 Codes - Official (*continued*)

ISCO Code	Occupation
515	Building and Housekeeping Supervisors
516	Other Personal Services Workers
521	Street and Market Salespersons
522	Shop Salespersons
523	Cashiers and Ticket Clerks
524	Other Sales Workers
531	Child Care Workers and Teachers' Aides
532	Personal Care Workers in Health Services
541	Protective Services Workers
611	Market Gardeners and Crop Growers
612	Animal Producers
613	Mixed Crop and Animal Producers
621	Forestry and Related Workers
622	Fishery Workers, Hunters and Trappers
711	Building Frame and Related Trades Workers
712	Building Finishers and Related Trades Workers
713	Painters, Building Structure Cleaners and Related Trades Workers
721	Sheet and Structural Metal Workers, Moulders and Welders, and Related Workers
722	Blacksmiths, Toolmakers and Related Trades Workers
723	Machinery Mechanics and Repairers
731	Handicraft Workers
732	Printing Trades Workers
741	Electrical Equipment Installers and Repairers
742	Electronics and Telecommunications Installers and Repairers
751	Food Processing and Related Trades Workers
752	Wood Treaters, Cabinet-makers and Related Trades Workers

Table 4: ISCO-08 Codes - Official (*continued*)

ISCO Code	Occupation
754	Other Craft and Related Workers
811	Mining and Mineral Processing Plant Operators
813	Chemical and Photographic Products Plant and Machine Operators
814	Rubber, Plastic and Paper Products Machine Operators
815	Textile, Fur and Leather Products Machine Operators
816	Food and Related Products Machine Operators
818	Other Stationary Plant and Machine Operators
831	Locomotive Engine Drivers and Related Workers
832	Car, Van and Motorcycle Drivers
833	Heavy Truck and Bus Drivers
834	Mobile Plant Operators
835	Ships' Deck Crews and Related Workers
911	Domestic, Hotel and Office Cleaners and Helpers
921	Agricultural, Forestry and Fishery Labourers
931	Mining and Construction Labourers
932	Manufacturing Labourers
933	Transport and Storage Labourers
941	Food Preparation Assistants
952	Street Vendors
962	Other Elementary Workers

To standardize the coding as it took place, we elaborated some classifications and added new codes for occupations not clearly included. For instance, under ISCO 111 Legislators and Senior Officials, we specified that coders should include political (party/municipal/war) secretary, Head of party committee, Minister, Council member, Commissioner, Senior civil servant, Head of government agency, and various others (see item 111 in Table \ref{tab:added\_codes}).

We added six codes to specify certain vague occupations: unspecified military personnel (10), science researchers (210), teachers (230), social science researchers (240), IT specialists (250), and science research assistants (310). Three additional codes were created for our specific purposes: students (990), unemployed (991), and retired (992). All ISCO08 coding clarifications and additions are listed in the Table 5.

Table 5: ISCO-08 Codes - PI Clarifications and Additions

ISCO Code	Occupation
10	(unspecified) Military personnel
111	Political (party/municipal/ward) secretary, Head of party committee
111	Minister, Council member, Commissioner
111	Senior civil servant
111	Head of government agency/department/board/commission/office/registry/program
111	Think tank director
111	Government director
111	Public/government/municipal administrator
111	Director of charity organization
111	Union leader/secretary/official
111	Director of legislator's office
111	Founder of special-interest organization
112	Businessman (unspecified), entrepreneur
112	Director (unspecified), company director, regional director/manager, executive
112	Director of business (specified)
112	Director general, deputy director general, general director, managing director, manager director
112	Director/business director of multiple businesses or conglomerate
112	Owner of multiple businesses
112	Bank director/executive/governor
112	Head/director/chair of cooperative



Table 5: ISCO-08 Codes - PI Clarifications and Additions (*continued*)

ISCO Code	Occupation
121	Small business managing director
121	Department/office/branch/local director or manager of enterprises
121	Project manager/director
121	Business founder/owner/director
121	Manager (unspecified), (party/regional) Coordinator
121	Real estate developer
121	Union manager
121	Treasurer
122	Development/communications manager, editor-in-chief
122	Commercial director, sales director
122	Account executive/director/manager
131	Plantation owner, head of a farm, director of a farm, farm owner
132	Factory owner/director
133	Technical director
134	Hospital directors, health administrator/coordinator
134	Hospital/school/university/museum administrator
134	Head of department in universities/hospitals
134	Bank manager
142	Shop/dealership owner
210	Science researcher (ambiguous)
213	Chemical company employee
214	Engineer
214	Materials engineer/counselor
216	Architecture company employee
226	Chemical hazardous materials specialist

Table 5: ISCO-08 Codes - PI Clarifications and Additions (*con-  
tinued*)

ISCO Code	Occupation
230	Teacher
235	Education officer, Housemaster
240	Social Science Researcher
241	Banking (ambiguous), investor
241	Chamber of commerce employee
242	Administrator, administrative officer, administrative
242	Advisor, congressional staffer, Chief of Staff
242	Project coordinator, project officer
242	Consultant, mediator
242	Government delegate, Foreign service officer
242	Human resources
242	Human resources
242	Union administrative
243	Campaign organizer/director, party spokesperson, representative
242	Business consultant/analyst
242	Company employee, company office worker, corporate employee
243	Activist for specific organization
243	Sales (ambiguous), Comms (ambiguous), HR (ambiguous)
250	IT consultant/professional/specialist
261	Law firm founder/partner/senior associate
261	General/assistant counsel
263	Religious/Church leader
264	Publisher
265	Public/motivational speaker
310	Science research assistant

Table 5: ISCO-08 Codes - PI Clarifications and Additions (*continued*)

ISCO Code	Occupation
311	Chemical lab technician/assistant
312	Foreman
313	Gas enterprise/company employee or worker
313	Control agent
321	Employee in pharmaceutical industry
331	Financial/securities trader
332	Petroleum trader
333	Band manager
334	Policy/legislative/political assistants, political aide
334	Secretary for high-ranking official or department, executive secretary, legal secretary
334	Project assistant
334	Baggage handling coordinator
335	Bureaucrat, Civil servant/administrator
335	(Tax/government/hotel/financial/fiscal) Inspector, civil registry officer
341	Social science research assistants
343	Culinary instructor
351	IT service worker
412	Assistant
422	Airport staff
422	Hotel employee
515	Laundry supervisor
522	Salesperson
522	Textile merchant
541	Corrections officer
611	Agricultural producer

Table 5: ISCO-08 Codes - PI Clarifications and Additions (*continued*)

ISCO Code	Occupation
731	Artisan, textile worker, Jute
932	Semi-skilled worker; Industry/factory worker
933	Warehouse worker
990	Student
991	Unemployed (political worker, career politician, intern, volunteer, activist, militia/guerilla fighter)
992	Retired

We followed a few additional general coding rules:

When more than one occupation is listed in `last_occupation`, ISCO08 reflects whichever occupation is more likely to be a full-time job, then whichever occupation has a higher ISCO code.

Retired military officers are coded as their military occupation if retired less than two years, and “retired” otherwise.

Except for civil servants and information/health officers, senior/chief/head/deputy/assistant positions are classified in the same occupation group as their respective unspecified positions. For instance, chief economist is classified in the same category as economist.

Unless otherwise specified, ministers, secretaries, and department heads are assumed to be government positions.

Internships are not coded as occupations.

Managers of specific companies or businesses are coded as managers for that industry. For instance, “manager of fishery business” is coded as a fishery manager.

Unspecified business owners are coded as 121, and owners of specified businesses are coded as specified managers. It should be noted that distinguishing between CEOs (112) and managers (121) is frequently difficult based on the information available.

Shop/store/cafe owners are classified as managers (100s) rather than shopkeepers (500s).

Country-specific coding decisions are located in the Section on Country Specific Data Collection and Coding Procedures.

**Coding procedures:** We utilized the Computer Assisted Structured Coding Tool (CASCOT), Version 5.6.1 (1) to aid in translating `last_occupation` entries into ISCO08 codes. The software is copyright (2004–2020) of the University of Warwick and was licensed by the University of Warwick for use with this project. CASCOT is a computer program designed to make the coding of text information to standard classifications simpler, quicker, and more reliable (see Elias, Halstead, and Prandy (1993) and Jones (2004)). CASCOT can be accessed at: <https://warwick.ac.uk/fac/soc/ier/software/cascot/>. We utilized CASCOT to reduce the time necessary to code all occupational data into ISCO codes. We also attempted fuzzy string matching but found CASCOT to be far superior for our purposes.

We conducted a trial run of the CASCOT machine by manually coding a sample of 1,987 legislators' `last_occupation` entries into ISCO-08 codes and comparing these to the machine output. CASCOT produces both a suggested ISCO08 code and a confidence score ranging from 1 to 100. We found that using a cutoff confidence score of 87 resulted in obtaining a 95 percent match rate between manual and CASCOT output. In the sample, 53 percent of entries received CASCOT scores of 87 or above.

All occupational entries were first processed through CASCOT. After processing, those entries with CASCOT scores below 87 were hand-coded by a team of two trained research assistants. Entries with scores of 87 or above were also given a cursory check to ensure accuracy. Research assistants discussed all difficult coding decisions, and brought particularly tough cases to

the full research group for discussion. Where occupation descriptions were found to be too vague or incorrect (i.e., not following proper procedure, coding elected political positions, including vague banker or union jobs, etc.), research assistants attempted to find more specific occupational data for that legislator. Three countries — Ecuador, France, and Iceland — had significant percentages of vague codes and were heavily amended at this stage.

Research assistants wrote all coding changes from the CASCOT output to `last_occupation` and `ISCO08` into R for reproducibility. We also ran checks to verify that the final `ISCO08` output matched the manual coding decisions. Some `last_occupation` changes were made directly to the standardized country files. This was the case for Bangladesh, Estonia, France, Iceland, Romania, and Zambia. Note that some ISCO codes had been manually entered during the first phase of data collection but these were not used in the final dataset. Nor were the codes used in the initial CASCOT trial run used.

Because of this two-step process for coding `last_occupation` into `ISCO08` codes, countries were processed in batches to allow manual `ISCO08` coding of countries completed earlier in the second phase to be completed simultaneously with the cleaning and standardizing of other countries.

#### **`year_of_election`**

The year that the election deciding the parliament captured was held.

#### **`parliamentary_period`**

The years for which the parliament captured was in power.

#### **`legislature_number`**

The formal number of the parliament captured, for countries that number their parliaments. For countries that have had multiple constitutions and/or iterations of their national lower chamber, we used the latest numbering system.

**total\_mps**

The number of legislators in the parliament captured.

**total\_mps\_in\_data**

The number of legislators in the parliament captured for which there are entries in the dataset. Discrepancies, if they exist, are typically small and due to the inability to locate a canonical list of MPs elected at the beginning of the parliamentary term.

**date\_verified**

Date of final verification of the country's data in the second phase of data collection.

**name\_source**

Source for the legislator's first and last name.

**party\_source**

Source for the legislator's party.

**dob\_source**

Source for the legislator's date of birth.

**education\_source**

Source for the legislator's educational attainment.

**occupation\_source**

Source for the legislator's last occupation held before holding full-time, paid elective office.

**source**

General source specific to the legislator.

**source\_2**

Additional general source specific to the legislator.

## Country-specific data collection and coding procedures

Note that countries without specific information are not listed in this section.

### Albania

Primary source used was archived data from the parliamentary website (<https://www.parlament.al/deputies/by-regions/?lang=en>). MPs who have since been arrested had their info wiped from the internet, so it was difficult to acquire and verify their data. Some occupational data is from <http://www.shekulli.com.al/p.php?id=30155>. CVs of official ministers is from <http://illyriapress.com/cv-te-zyrtare-te-ministrave-edi-ramanuk-permend-diplomen/>. Other sources used include the Partia Socialiste party website (<http://ps.al/new/>), Une Votoj (<http://www.unevotoj.org/zgjedhjet09/index2.php>), and OSCE (<http://www.osce.org/albania/88530?download=true>).

Some occupations seem to be listed in official sources based solely on education data. This is used where additional information is unavailable.

### Argentina

The first phase of data collection was erroneously for Senators rather than members of Argentina's lower chamber. Therefore, all information was collected in the second phase of data collection. Outreach to individual legislators was unsuccessful.



No suitable list of the original parliament could be found to verify the list of legislators.

## **Australia**

Legislator list was verified from [https://www.aph.gov.au/Senators\\_and\\_Members/Members/Register/Previous\\_Parliaments/44P\\_Members\\_Interest\\_Statements](https://www.aph.gov.au/Senators_and_Members/Members/Register/Previous_Parliaments/44P_Members_Interest_Statements).

## **Bahamas**

Legislator list was verified using the Bahamas Election Centre ([http://www.caribbeanelections.com/bs/elections/bs\\_results\\_2012.asp](http://www.caribbeanelections.com/bs/elections/bs_results_2012.asp)) and Wikipedia ([https://en.wikipedia.org/wiki/2012\\_Bahamian\\_general\\_election](https://en.wikipedia.org/wiki/2012_Bahamian_general_election)).

The primary source used was Bahamas' Official Parliament website (<https://www.bahamas.gov.bs/>).

## **Bangladesh**

Most data was obtained from the official parliamentary website, <http://www.parliament.gov.bd//index.php/en/mps/members-of-parliament/former-mp-s/list-of-10th-parliament-members-english>.

“Political worker” occupation was coded as 991 (unemployed). Members who both held a job and were involved in their family business are coded as having both occupations, i.e. advocate and industrialist. Many economic and political elites in Bangladesh own textile/garment factories, and thus are coded as industrialists in addition to their other occupation. Legislators that were no longer involved in business immediately before becoming an MP are coded as holding their other occupation (i.e, a doctor and industrialist who was no longer involved in their business right before election is coded as doctor).

Many Bangladeshi legislators are involved in politics starting early from college or due to family party ties. MPs with this background have never engaged in any formal work other

than political campaigning for the party they belong to. They are coded as “Political Worker” for `last_occupation` and their ISCO08 code is 991, for unemployed.

## **Belgium**

Archived data was obtained from the National Assembly website using the Way Back Machine.

## **Belize**

The National Assembly website does not provide information beyond names and party affiliation. Occupation and education were primarily obtained using party websites.

## **Benin**

For party labels, Forces Cauris pour un Bénin émergent (FCBE) was translated as “Cauri Forces for an Emerging Benin”.

## **Bhutan**

Individual contact to legislators with missing information was unsuccessful.

## **Bolivia**

An external dataset, Romero Ballivián (2018), was used.

Research assistants attempted email and telephone contact for Bolivia’s Parliament but were unsuccessful. Most missing information is for indigenous legislators who belong to the Movimiento al Socialismo (MAS). Attempts were made to contact the party directly but these were also unsuccessful.

## Bosnia Herzegovina

The two parliamentary lists used to verify legislators are <https://www.parlament.ba/Rrepresentative/List?mandateId=8&memberType=1> and [http://archive.ipu.org/parline-e/reports/2039\\_E.htm](http://archive.ipu.org/parline-e/reports/2039_E.htm).

For education, translations were made according to <http://www.euroeducation.net/prof/boherco.htm>. “Faculty” was coded as bachelors, “Magister” was coded as masters, and “Doctorate” was coded as Ph.D.

Primary sources used include the official parliament website (<https://www.parlament.ba/sadrzaj/poslanici/p/Archive.aspx?m=3&langTag=en-US>), the CIN Database (<https://translate.google.com/translate?hl=en&sl=hr&u=http://database.cin.ba/baza/biography.php%3Fid%3D60&prev=search> and <https://translate.google.com/translate?hl=en&sl=hr&u=http://imovinapoliticara.cin.ba/profil.php%3Fprofil%3D60&prev=search>), and news articles about legislator occupations (<https://translate.google.com/translate?hl=en&sl=hr&u=http://dnevni-list.ba/web1/professori-orijentalnih-jezika-i-romanistike-geodeti-veterinari-defektolozi/&prev=search> and [https://translate.googleusercontent.com/translate\\_c?depth=1&hl=en&prev=search&rurl=translate.google.com&sl=sr&u=http://www.klix.ba/vijesti/bih/koliko-su-obrazovani-drzavni-parlamentarci-ljekari-pravnici-ekonomisti/141110085&usg=ALkJrhg8ctIPMnvhO7Rq6NPIU-aIC87fHw](https://translate.googleusercontent.com/translate_c?depth=1&hl=en&prev=search&rurl=translate.google.com&sl=sr&u=http://www.klix.ba/vijesti/bih/koliko-su-obrazovani-drzavni-parlamentarci-ljekari-pravnici-ekonomisti/141110085&usg=ALkJrhg8ctIPMnvhO7Rq6NPIU-aIC87fHw)).

## Botswana

Attempts to contact the parliament for information were unsuccessful.

## Bulgaria

For many legislators, `last_occupation` listed is based on their university profession rather than their actual occupational record. These cases were highlighted in blue in the clean country file. The Clerk of Parliament was contacted but does not collect occupational data

for MPs.

The primary source used was the official parliament website (<http://www.parliament.bg/en/MP>).

## **Canada**

An external dataset was received from Janet Bennett at the Canadian Library of Parliament, Collections Access and Preservation. This dataset detailed the occupations of all members.

## **Cape Verde**

Some legislator CVs were accessible from the official legislature website.

## **Cote d'Ivoire**

An external dataset that contained names, party affiliation, and occupation data was received from Giulia Piccolino, a country specialist. Relevant data was translated by a country specialist. We were unable to gather additional data behind what was provided.

Official election results were used to verify the list of legislators (<https://www.abidjan.net/elections/legislatives/2011/resultats/resultats.asp>).

## **Croatia**

Sources are sometimes contradictory, especially between English and Croatian versions of the parliamentary website. The research assistant attempted to verify entries with additional secondary sources as much as possible.

Ministers are appointed rather than elected, and thus are not treated as full-time elected positions for `last_occupation`.

## Cyprus

Legislator list verified using a combination of [https://en.wikipedia.org/wiki/2016\\_Cypriot\\_legislative\\_election#cite\\_ref-6](https://en.wikipedia.org/wiki/2016_Cypriot_legislative_election#cite_ref-6), <https://www.electionguide.org/elections/id/2536/>, and <https://greekreporter.com/2016/05/23/56-mps-for-new-cyprus-parliament-officially-announced/>.

Some of the occupational information listed from sources seems to derive from the subject legislators studied at university rather than their career. Uncertainties were highlighted in blue in the clean country file.

Primary sources used were the official parliament website (<http://www.parliament.cy/easyconsole.cfm/id/186> and <https://translate.google.com/translate?hl=en&sl=el&u=http://www.parliament.cy/&prev=search>) and a news article on legislator occupations (<http://cyprus-mail.com/2016/05/23/new-mp-contingent-not-entirely-made-lawyers/>). Some members' LinkedIn and personal web pages were also used.

Phone outreach to the Parliament and email outreach to individual legislators were unsuccessful.

## Czech Republic

The following doctorate degrees are equivalent to a masters in the Czech Republic and are coded as such: Doctor of General medicine (MUDr.), Doctor of Dental Medicine (MDDr.), Doctor of Veterinary Medicine (MVDr.), Doctor of Natural Science (RNDr.), Doctor of Pharmacy (PharmDr.), Doctor of Philosophy (PhDr.), Doctor of Law (JUDr.), and Doctor of Pedagogy (PaedDr.). Engineering degrees are also coded as masters.

Mayors, governors, and their deputies are all elected by city or regional assemblies from their own ranks. These positions are considered full-time political (elected) occupations and are treated accordingly.

## Denmark

Temporary (substitute) MPs are excluded. Senior union positions are usually elected in Denmark, so these are considered political. `last_occupation` reflects the position one held prior to being elected as chairperson/secretary of a union, for those legislators. “Politisk konsulent” is coded as policy analyst/political advisor for `last_occupation`.

Party numbers were checked using <https://www.robert-schuman.eu/en/doc/oe/oe-1600-en.pdf>.

## Dominican Republic

Attempts were made to contact individual legislators with missing information but these were unsuccessful.

## East Timor

Very little information could be obtained through internet searches. The research assistant had to recode many occupations listed as “MP” to “NA”.

## Ecuador

Attempts were made to contact individual legislators (through email and Twitter) and Parliament directly but these did not yield additional information.

Inconsistencies in party composition were corrected primarily by using an archived page of the Ecuadorian National Assembly website (<https://web.archive.org/web/20170518215559/http://www.asambleanacional.gob.ec:80/es/pleno-asambleistas>, May 18, 2017). The Spanish-language Wikipedia page on legislator details was also used ([https://es.wikipedia.org/wiki/Anexo:Asamblea%20del\\_Tercer\\_per%20dodo\\_legislativo\\_de\\_la\\_Asamblea\\_Nacional\\_del\\_Ecuador](https://es.wikipedia.org/wiki/Anexo:Asamblea%20del_Tercer_per%20dodo_legislativo_de_la_Asamblea_Nacional_del_Ecuador)).

## **El Salvador**

The list of legislators was verified using two sources, [https://es.wikipedia.org/wiki/Anexo:Diputados\\_de\\_la\\_Asamblea\\_Legislativa\\_de\\_El\\_Salvador\\_Per%C3%ADodo\\_2015-2018](https://es.wikipedia.org/wiki/Anexo:Diputados_de_la_Asamblea_Legislativa_de_El_Salvador_Per%C3%ADodo_2015-2018) and <http://diario1.com/politica/2015/03/lista-de-diputados-electos-para-periodo-2015-2018/>.

Some information was coded in the first phase of data collection but could not be verified because the sources have since been removed without being archived. This meant that they were irretrievable. This was the case for a significant number of legislators' education and occupations. These cases are highlighted in blue in the clean country file.

Formal information requests were submitted to the Recepción Oficina de Información Pública and the Tribunal Supremo Electoral. Two helpful documents were received from the Tribunal Supremo Electoral. One provided all legislator ages and professions, and the other provided some education information.

## **Estonia**

Late in the process of data verification, it was discovered that a snapshot of a later parliament was used for Estonia rather than the list of legislators elected at the beginning of the parliamentary term. The number of legislators was corrected to match the size of the parliament but the included list does not reflect the parliament initially elected.

## **Fiji**

The primary source for legislator names and parties was the official parliament website (<http://www.parliament.gov.fj/Members/Parliamentary-Parties>). Information on First Party members is from <http://fjivillage.com/news-feature/FijiFirst-Party-announces-all-their-proposed-candidates-for-the-2014-general-election-k295sr>, data on Fiji First members is from [https://www.facebook.com/pg/thejetnewspaper/photos/?tab=album&album\\_id=704921506211951](https://www.facebook.com/pg/thejetnewspaper/photos/?tab=album&album_id=704921506211951), and information on members who served in the military is from

<http://fjिसun.com.fj/2016/01/21/in-the-line-of-duty/>. Articles from the Fiji Sun and Fiji Times were also used.

Attempts to acquire information from the parliamentary research office and clerk were unsuccessful.

## **Finland**

The list of legislators was verified using [https://en.wikipedia.org/wiki/List\\_of\\_members\\_of\\_the\\_Parliament\\_of\\_Finland,\\_2015%E2%80%932019](https://en.wikipedia.org/wiki/List_of_members_of_the_Parliament_of_Finland,_2015%E2%80%932019).

## **France**

The list of legislators was verified using [https://web.archive.org/web/20120805002116/http://www.assemblee-nationale.fr/qui/xml/liste\\_alpha.asp?legislature=14](https://web.archive.org/web/20120805002116/http://www.assemblee-nationale.fr/qui/xml/liste_alpha.asp?legislature=14).

## **Georgia**

The primary source used, Georgia’s parliamentary website, only gives names of institutions of degrees rather than the degree obtained. Dates of educational attendance are not available either. `education` coded is therefore a best guess based on the institution listed (e.g., bachelors if a university is listed).

## **Germany**

Diplomas are coded as bachelors, apprenticeships and job training are coded as short-cycle tertiary, and “degrees” are coded as bachelors if a masters is not explicitly mentioned. If a second state exam is mentioned for those with teacher and lawyer `last_occupation` then `education` is coded as masters. If those with a lawyer `last_occupation` do not have evidence of completing a second state exam, then `education` is coded as LLB.



## Ghana

Post-College degrees (PGD) are coded as masters.

Primary sources used include the parliamentary website (<http://www.parliament.gh/mps>), the Electoral Commission (<http://www.ec.gov.gh/resources/downloads/profiles-of-2016-parliamentary-candidates.html>), and news articles (<http://www.graphic.com.gh/news/politics/22-year-old-lady-wins-npp-primary-at-kwabre-east-constituency.html>, <http://www.myjoyonline.com/politics/2016/March-1st/science-teacher-gifty-twum-ampofo-wins-abuakwa-north-npp-primaries.php>, and <https://www.modernghana.com/news/534275/meet-yaw-buaben-asamoah-the-next-general-secretary-of-npp.html>).

## Greece

Many `last_occupation` entries reflect educational profession rather than verified occupation.

## Guatemala

The legislator list used for verification was an archived version of the official legislature website from July 18, 2017 (accessed using the Way Back Machine). Since this is in the middle rather than at the beginning of the parliamentary term, it is plausible that there are differences from the initial elected list (i.e., legislators changed parties, or were arrested and lost their mandates). Both are common occurrences in Guatemala.

## Guyana

The legislator list used was from [https://en.wikipedia.org/wiki/2015\\_Guyanese\\_general\\_election](https://en.wikipedia.org/wiki/2015_Guyanese_general_election).

A research assistant contacted the parliamentary clerk but that person was not able to give out date of birth and did not provide information on legislators with missing info.

## **Hungary**

Educational qualifications do not translate cleanly into the standardized categories. Unspecified degrees that are five years in length are coded as masters, and those that are shorter are coded as bachelors unless otherwise specified. LLBs are coded as JDs only if legislators' bios specify a doctorate was earned.

## **Iceland**

The following letter translation decisions were made for Icelandic to English: ð = D, þ = TH, and æ = ae.

## **India**

Occupational info provided on the parliamentary website is vague for most politicians, e.g. agriculturist, industrialist, and business man. The research assistant attempted to narrow down these descriptions to a more specific career where possible but otherwise used the parliament website info.

## **Jamaica**

Primary data sources used were the official parliament website (<http://www.japarliament.gov.jm/>) and the Jamaica Information Service (<http://jis.gov.jm/>). Members' party affiliations are from [http://www.caribbeanelections.com/knowledge/parliament/jm\\_parliament/jm\\_house.asp](http://www.caribbeanelections.com/knowledge/parliament/jm_parliament/jm_house.asp). Some information on Labour Party members is from their party website (<http://www.jamaicalabourparty.com/membersofparliament>). The Jamaica Observer was also used.

The Clerk of Parliament was contacted but does not collect occupation or education data for legislators.

## Japan

The legislator list was sourced from <https://ja.wikipedia.org/wiki/%E7%AC%AC47%E5%9B%9E%E8%A1%86%E8%AD%B0%E9%99%A2%E8%AD%B0%E5%93%A1%E7%B7%8F%E9%81%B8%E6%8C%99>. Party-switching is common in Japan, so care was taken to include the party legislators were originally elected under.

## Kenya

An external dataset was received from the Clerk of the Parliament. The data was prepared on the basis of information received from legislators between 2013 and 2014.

The legislator list was verified using [https://en.wikipedia.org/wiki/List\\_of\\_members\\_of\\_the\\_National\\_Assembly\\_of\\_Kenya,\\_2013%E2%80%932017#Nominated\\_Representatives\\_\(12\)](https://en.wikipedia.org/wiki/List_of_members_of_the_National_Assembly_of_Kenya,_2013%E2%80%932017#Nominated_Representatives_(12)) and <https://info.mzalendo.com/position/member-national-assembly/?view=grid>.

## Kosovo

The primary data source used was the official parliament website (<http://www.kuvendikosoves.org/?cid=2,102>). Other sources include Members' personal LinkedIn profiles, Kallxo.com (for biographies of members), and the news sites Telegrafi and Express News.

A research assistant attempted to contact both the parliamentary secretary and the Democratic Institute of Kosovo for additional information but was unsuccessful.

## Latvia

The primary sources used were the official parliament website ([http://titania.saeima.lv/personal/deputati/saeima12\\_depweb\\_public.nsf/deputies?OpenView&lang=EN&count=1000](http://titania.saeima.lv/personal/deputati/saeima12_depweb_public.nsf/deputies?OpenView&lang=EN&count=1000)), the Central Election Commission (<https://www.cvk.lv/pub/public/28361.html>) and the Vienotiba party website (<http://www.vienotiba.lv/>).

## **Lesotho**

An external dataset was received from Shana S. Warren (drawing on research conducted for her New York University Ph.D. dissertation research) containing data on names, party, and gender. A dataset on party information was also used, extracted from <http://www.electionpassport.com/>.

Attempts by a research assistant to contact the Clerk of the House, the Speaker of the House, and the Deputy Speaker to acquire additional information were unsuccessful.

A small discrepancy in the number of legislators was due to the fact that no definitive list of legislators for the 10th Parliament could be located. For constituency MPs, an existing dataset is used. PR list MPs are corroborated using the number of list seats each party received and the party list names, which were located in PDF form. [electionpassport.com](http://electionpassport.com) was used.

For education, “diploma” is coded as short-cycle tertiary.

## **Liberia**

Reports from National Democratic Institute/USAID (“Know Your Representatives”) and the European Commission to Monrovia/KAF (“A Profile of Members of the 52nd Legislature of Liberia”) were used.

## **Lithuania**

Primary data sources were the official parliament website ([http://www.lrs.lt/sip/portal.show?p\\_r=8801&p\\_k=2&filtertype=0](http://www.lrs.lt/sip/portal.show?p_r=8801&p_k=2&filtertype=0)) and the NGO Reitinguok (<http://www.reitinguok.lt/>). Member personal websites were also used where available.

The source used to verify legislators was [https://en.wikipedia.org/wiki/Twelfth\\_Seimas\\_of\\_Lithuania](https://en.wikipedia.org/wiki/Twelfth_Seimas_of_Lithuania).

Ministerial appointments can be unelected positions in Lithuania (i.e., not members of parliament), so these are counted as prior occupation accordingly.

“Diploma” is translated to mean bachelors qualification.

## **Madagascar**

Four initially vacant seats were soon filled in Madagascar and are included in the dataset and with `total_mps`. This results in a legislature size of 155 rather than 151.

The Way Back Machine was used to obtain most information. The official Madagascar National Assembly website provides ages rather than dates of birth. `dob` was coded using estimated year of birth in order to best standardize the entries.

## **Malta**

The list of legislators was verified using <https://www.parlament.mt/media/87852/general-elections-results-government-gazette.pdf>.

There is often not a clear chronology to occupations, so some occupations listed may be held simultaneously by legislators holding political positions.

## **Mauritius**

The primary data source used was the official parliament website (<http://mauritiusassembly.govmu.org/English/hmembers/Pages/default.aspx>). Data on parties/alliances is from <http://everypolitician.org/mauritius/national-assembly/term-table/2014.html>.

For `education`, HSC (higher school certificate) and SC (school certificate) were both coded as secondary.

Much of the first phase data was collected from parliamentary pages that were removed without being archived. This data could not be verified for accuracy.

## Mexico

The legislative list used to check and verify MPs is from <http://gaceta.diputados.gob.mx/SIL/Legislaturas/Listados.html>. A common source of information was the Sisteem De informacion eficiente (SIE).

Alternate deputies are counted as elected politicians for the purposes of coding occupation. Note that most national deputies in Mexico hold internal party elected positions for extensive periods of time. These were generally not coded as occupations, nor considered full-time elected positions.

## Moldova

Most legislators report “graduated from [school]” but do not have their specific qualifications listed. A bachelors degree was assumed unless a postgraduate institution is listed.

A research assistant attempted to contact parliament and avere.md (<http://www.avere.md>) for missing info but was unsuccessful.

## Namibia

The list of legislators was validated with the parliamentary website list and Wikipedia ([https://en.wikipedia.org/wiki/List\\_of\\_members\\_of\\_the\\_6th\\_National\\_Assembly\\_of\\_Namibia](https://en.wikipedia.org/wiki/List_of_members_of_the_6th_National_Assembly_of_Namibia)).

From **education**, certificates are coded as secondary qualifications and diplomas are coded as short-cycle tertiary degrees. Almost every single legislator worked for their party before being elected.

## Netherlands

“HBO” is coded as a bachelors degree. “Dr.s” is coded as masters.

## Norway

The list of legislators was verified using the Wikipedia page.

The Candidatus realium degree is coded as PhD. Cand.socion and Cand.mag are coded as masters degrees.

Many legislators held intermediate jobs between being a municipal councilor and becoming a representative. Municipal councilor is counted as a full-time elected position, so `last_occupation` reflects the job held prior to being municipal councilor.

## Pakistan

Most data was externally received. Data on `name` and `party` was received from Miriam Golden (EUI), Saad Gulzar (Stanford University), and Luke Sonnet (UCLA), who originally sourced it from Jake Shapiro (Princeton University). All `dob`, `education`, and `last_occupation` data for Pakistan was obtained from the KP Assembly of Pakistan, which requested the data from from the National Assembly of Pakistan. Data is entered as obtained from this external source because it was detailed enough to describe the characteristics of the members.

The parliamentary website and Wikipedia were used to verify the list of legislators.

Occupations listed as “landlords” in `last_occupation` are coded as unemployed in ISCO08.

## Panama

Attempts to contact individual legislators were unsuccessful.

## Papua New Guinea

The main source of info was the parliamentary website. Occupation listed was sometimes simply “business”. In these cases, an additional search for information was conducted. Where

the position of CEO could be verified, `last_occupation` was coded as “CEO”; otherwise, it was left blank.

External information was acquired from a database provided by Jasper Cooper (UCSD), who had compiled the data along with Terence Wood (ANU) and Gareth Nellis (UCSD) and that contained information on national parliaments through 2012. Additional external data was obtained directly from the parliament librarian, Elesallah Matatier.

## **Paraguay**

We were unable to obtain much information about legislators who faced corruption charges or were involved in illegal drug dealing activities. Most legislators have deleted their parliamentary emails and thus could not be contacted. Attempts were made to contact Parliament but this did not yield additional information.

## **Peru**

The legislator list was verified through an archived webpage, <https://web.archive.org/web/20160708141036/http://elcomercio.pe/especiales/congresistas-electos/>. July 7, 2016 was used as the date.

Legislators who use the title of “Dr.” but have no evidence of completing a Ph.D. are not coded as obtaining a doctoral degree. It is assumed that lawyers have obtained at least a bachelors degree.

## **Philippines**

Legislator list verified using [https://en.wikipedia.org/wiki/17th\\_Congress\\_of\\_the\\_Philippines#ref\\_kabayan](https://en.wikipedia.org/wiki/17th_Congress_of_the_Philippines#ref_kabayan).

Some information acquired externally from Ceci Cruz (UCLA). This data was originally compiled by the Philippines Center for Investigative Journalism (PCIJ) on their website



I-Site, which has since been taken down. They had, in turn, derived this data from the Statement of Assets and Liabilities (SALN) that all politicians are required to fill out.

Attempts to get info from the parliament directly were unsuccessful.

## **Poland**

City councilors have extensive rules regulating their non-political activities (<https://pl.wikipedia.org/wiki/Radny>) and thus are treated as full-time political positions.

## **Portugal**

For education codes, “Frequência” means not finished, so degrees with this label were not counted.

## **Romania**

There is frequently a vague distinction in **education** between short-cycle tertiary, bachelors, and masters.

The line between CEO and manager is blurred in Romanian **last\_occupation** codes.

## **Senegal**

The official website for National Assembly was used for most of the data, which is located at <http://www.assemblee-nationale.sn/>. We had difficulty obtaining detailed and reliable data for Senegal. Legislators listed in the first 70 entries on the official website tended to have more detailed biographies than those with later entries. Wikipedia and news articles with relevant information were rarities.

Some external data was received from Catherine Lena Kelly (National Defense University), including from Kelly (2019).

The list of legislators was verified using <http://www.assemblee-nationale.sn/anciennes-legislatures-12-t1-assnat-p6.xml>.

## **Serbia**

Several `last_occupation` entries taken from the parliamentary website are likely just areas of study rather than occupations. These are colored in blue on the country's clean file. Additionally, there is oftentimes not a clear distinction between secondary school teachers and university professors.

Legislators listed as graduates but without specified university degrees are coded as having bachelors. Medical doctors without listed education are coded as having bachelors.

Most information was from the Open Parliament Initiative (<https://otvoreniparlament.rs/onama>). Attempts to contact the Serbian parliament were unsuccessful.

## **Sierra Leone**

Three initial vacancies were created due to legal reasons but filled days after the initial election. These three seats are included in the dataset and with `total_mps`. This results in a parliament size of 112 rather than 109.

Some external data was received from Shana Warren (NYU Ph.D.; now IPA).

The primary data sources used were PDFs from the National Electoral Commission (Notice of Certified Final Results of Parliament Candidates, 2012; list of nominated candidates) and the National Democratic Institute (A Directory of the Parliament of Sierra Leone 2007–2012).

## **Slovak Republic**

“štátny tajomník” is coded as deputy minister.

## South Africa

Most legislators have a history as trade union leaders or holding previous political office but it was not always clear if these positions are listed in their bios. Many legislators with occupations coded as teachers were more akin to ‘pseudo’ teachers, spending much of their time as activists.

Attempts were made to acquire information from the Parliamentary secretary and the chief party whips but these were unsuccessful.

A definitive legislator list of the beginning of the Parliament could not be located. While alternative lists were available, it was deemed too difficult to reconcile these conflicting lists. Therefore, there is a discrepancy between the number of legislators in the parliament and the number of MPs in the dataset. Some legislators in the dataset entered parliament mid-session, well after the election. The parliament captured is a snapshot from 2017, whereas the general election was held in 2014.

## South Korea

The legislator list used was the country’s National Election Committee’s rosters of elected legislators (<http://info.nec.go.kr/main/showDocument.xhtml?electionId=0000000000&topMenuId=EP&secondMenuId=EPEI01>). The Parliamentary website, Wikidata, and Naver were the main sources for individual data.

For birth dates, Wikidata was used to ensure that `dob` captures the standard Gregorian calendar rather than the lunar calendar (DOBs listed on the parliamentary website were in both formats).

`first_name` and `last_name` are reversed, and `name` lists surname first.

## Spain

Individual party names are used, rather than parliamentary name groups.

## Suriname

The official National Assembly website (<https://web.archive.org/web/20140730234618/http://dna.sr/het-politiek-college/leden/>) was used for most Suriname entries. Educational degrees were taken from names on this website where provided.

## Sweden

For education, “Subject teacher degree” is coded as bachelors. “Folk High School” is coded as short-cycle tertiary, as they provide study opportunities similar to universities but cannot hand out degrees.

## Switzerland

A verified list of elected legislators for the 2015–2019 period could not be located. The parliamentary website lists only 199 MPs, even though 200 were elected (<https://www.parlament.ch/en/%C3%BCber-das-parlament/archives/groups-archive>).

## Taiwan

The sources used to verify the 9th Legislative Yuan are [https://en.wikipedia.org/wiki/9th\\_Legislative\\_Yuan](https://en.wikipedia.org/wiki/9th_Legislative_Yuan) and <https://www.ly.gov.tw/EngPages/List.aspx?nodeid=221>.

## Tanzania

The primary source used was the official parliament website (<http://www.parliament.go.tz/mps-list>), particularly archived information (<https://web.archive.org/web/20120626090722>

[/http://parliament.go.tz/index.php/members/memberslist/all/all/2010-2015](http://parliament.go.tz/index.php/members/memberslist/all/all/2010-2015)). News and social media sources were used for some individual members.

Included legislators are 264 directly elected from constituencies, 113 special seats elected from women-only lists, and 5 members elected indirectly by the Zanzibar House of Representatives. The Attorney General (Ex officio member) and 10 MPs appointed by the President are not included, yielding a total legislature size of 382 rather than 393.

dob was mostly sourced from <https://www.parliament.go.tz/>.

## **Trinidad and Tobago**

Outreach to individual legislators with missing data was attempted unsuccessfully.

## **Tunisia**

The French website for the Tunisian website was found to be inaccessible. A supplementary website was located instead: <https://majles.marsad.tn/2014/fr/elus/>, accessed 12/08/2020.

## **Turkey**

Legislators who entered politics after doing mandatory military service (after they graduated from university) are coded as students.

## **Ukraine**

While the official number of MPs is 450, many of these seats are vacant because the Ukrainian government no longer controls the territories from which these legislators should have been elected (Crimea, and some districts in Lugans and and Donetsk). The 418 legislators captured are those that were seated in the first session of the 8th convocation, on November 27, 2014. There were 32 vacancies total at this time.

For **party**, legislators elected through the party list are coded as affiliated with that party, regardless of whether they are formal members of the party. Similarly, every legislator nominated by a party in a single-member district is coded with that party affiliation.

Most Ukrainian politicians got their degrees in Soviet or early post-Soviet times, which means they are neither bachelors nor masters but something in-between. These are generally labeled as “Specialists” degrees and typically take 5 years to acquire. They are coded as masters.

Legislators who were well-known opposition journalists before the revolution and were promoted to political office (as government officials) shortly thereafter are coded according to their pre-revolutionary occupation (journalist), as this better captures their social background. Those who got elected after being military volunteers in ATO zones are coded as “military” despite the fact that they were only in the army for a short period of time, since it is by being in the army that they gained popular support to run for office. Those who were in charge of joint-stock companies are coded as CEOs, whereas those who ran limited liability companies are coded as presidents of LLC. In most cases, LLCs are smaller than JSCs. However, both receive the same code (112) in the ISCO-08 classification system.

Many MPs were previously deputies of city councils. In most cases, these were not full-time elected positions and thus are treated accordingly (in a few rare cases, especially for bigger cities, these are full-time positions).

External data downloaded from <https://data.rada.gov.ua/open/data/mps-all> and entitled “General information about People’s Deputies of Ukraine (for all convocations)”. The original data was compiled by the Open Data Portal from Ukraine’s official parliamentary website. This contained names, DOB, and gender.

## **United Kingdom**

Data comes externally sourced from vanHeerde-Hudson and Campbell (2015). The data was originally collected by Jennifer vanHeerde-Hudson and Rosie Campbell with the support of

the Leverhulme Trust (RPG-2013-175). Because most of the data comes from this source, no `date_verified` is entered.

Data for Northern Ireland MPs was added. Some additional missing info was filled in and about 15 percent of occupations originally listed as elected positions (councilor, mayor, MEP, trade union official) were recoded. “SpAd” coded as “Political Adviser (SpAd)”.

For `education`, tertiary incomplete qualifications were coded as secondary. PhD and masters were distinguished for “postgrad” codes using a list of MPs with PhDs (<http://virtualstoa.net/2016/08/28/doctors-in-the-house/>). Those with “postgrad” listed but were not on the PhD list are coded as having masters.

`dob` was only the year of birth in the original dataset, so all values are defaulted to January 1.

## United States

Non-voting delegates and resident commissioners are included, raising the total number of legislators from 435 to 441. The non-voting members included are Jennifer Gonzalez-Colon (Puerto Rico), Eleanor Holmes Norton (District of Columbia), Stacey Plaskett (U.S. Virgin Islands), Amata Coleman Radewagen (American Samoa), Gregorio Sablan (Northern Mariana Islands), and Michael San Nicolas (Guam).

Some data was acquired from *CQ*, which requires a subscription to access.

## Zambia

The primary data source was the official parliament website (<http://www.parliament.gov.zm/members-of-parliament>). `dob` was mostly sourced from <http://www.parliament.gov.zm/>. Some occupational data was obtained from news sources.

Zambian education was standardized using information from <https://www.sheffield.ac.uk/international/entry-requirements/zambia>.

# Description of workflow and R procedures

## Directory Layout

This section gives an overview of each main directory folder.

### **01\_carnes\_lupu\_data**

This subdirectory contains all materials collected by Nick Carnes and Noam Lupu during the first phase of data collection. They collected data on legislators in 103 democracies over 2016–2017 with a team of research assistants under the supervision of Emily Noh. Noh standardized these files, and verified 25 of them. This file also contains documentation on the ISCO-08 coding system and source documents from the first phase of data collection.

### **02\_other\_sourced\_data**

This subdirectory contains all records of correspondence to request and/or verify data, as well as all external datasets received during the second phase of the project. Miriam Golden led this phase, with a team of research assistants supervised by Esme Lillywhite.

### **03\_initial\_cleaned\_data**

This subdirectory contains a folder of cleaned country files (`/01_clean_files`), standardized files prepared for R processing (`/02_std_files`), and files used to collect missing `dob` data from a web scraper (`/03_msngdobs_files`). This subdirectory also contains country-level contextual data and the template research assistants used to create clean country files.

### **04\_code**

This subdirectory contains all R code files, as well as archived and trial code. The coding pipeline is explained in more detail in the Section on the Coding Pipeline.



### **05\_cascot\_input\_data**

This subdirectory contains batched files with assigned `unique_id` (`/01_stnd_with_id_batch_files`) and batched files prepared for CASCOT input (`/02_cascot_input_batch_files`).

### **06\_cascot\_output\_data**

This subdirectory contains output from the CASCOT machine (`/01_cascot_isco_output`), batched files with the merged CASCOT output (`/02_cascot_and_manual_isco`), finalized ISCO08 codes for each legislator and verification files for the ISCO-08 coding (`/03_cascot_and_manual_isco`), and the final database (`/04_processed_country_files`).

### **07\_lab\_notebooks**

This subdirectory contains all research assistant lab notes, the research assistant handbook, ISCO08 coding decisions, and verification spreadsheets (checking for duplicate entries, cleaning education, listing missing `dob` entries, and checking matching of sources). It also contains amendments made to the dataset during processing (`/batch_4`, `/batch_5`, and `05_Modified_MPs_xlsx`), and archived files (`/_archive`).

### **08\_codebook**

This subdirectory contains the R code and a copy of the GLD codebook.

### **crossnational.Rproj**

This is the R Project file for all code files. Those seeking to replicate the production of the dataset from the standardized country files should start by opening this file.

### **global\_legislator\_dataset\_status.xlsx**

An overview of countries coded, the research assistant assigned to each country, missingness, hours spent on completion, and date verified.

## **Batches**

Countries were processed in batches as they were finished. Each batch was cleaned using R code, run through the CASCOT machine, and then had ISCO08 entries finalized with manual coding. These batches were then merged together for final cleaning steps. Batches 1, 2, 3, and 6 include individual country files. Batches 4 and 5 add legislators that were left out during the initial processing of each country in batches 1–3. For these two batches, separate lists were also created for legislators that needed to be deleted or for whose party needed to be amended.

### **Batch 1**

Albania, Argentina, Australia, Austria, Bahamas, Bangladesh, Belize, Bhutan, Bolivia, Bosnia and Herzegovina, Botswana, Brazil, Bulgaria, Canada, Chile, Colombia, Costa Rica, Cote d'Ivoire, Croatia, Cyprus, Denmark, Dominican Republic, Ecuador, El Salvador, Fiji, Georgia, Germany, Ghana, Guatemala, Guyana, Hungary, Ireland, Israel, Jamaica, Kenya, Kosovo, Lithuania, Malta, Mauritius, Mexico, Moldova, Namibia, Pakistan, Papua New Guinea, Paraguay, Peru, Philippines, Portugal, Romania, Senegal, Serbia, Solomon Islands, South Africa, South Korea, Suriname, Sweden, Taiwan, Tanzania, Trinidad and Tobago, Ukraine, United States, Uruguay, Zambia

### **Batch 2**

Belgium, Benin, Cape Verde, Czech Republic, East Timor, Estonia, Finland, France, Greece, Iceland, Italy, Japan, Latvia, Lesotho, Liberia, Luxembourg, Mongolia, Montenegro, Netherlands, New Zealand, Nigeria, Norway, Panama, Poland, Sierra Leone, Slovakia, Slovenia, Spain, Switzerland, Turkey, United Kingdom

### **Batch 3**

Madagascar, Tunisia

## **Batch 4**

Correcting discrepancies in OECD countries

## **Batch 5**

Correcting discrepancies in non-OECD countries

## **Batch 6**

India

## **Coding Pipeline**

This section describes the coding pipeline used to process, merge, and clean the dataset.

### **Manual Cleaning**

Individual country files were cleaned and standardized, as explained in the Section on Second Phase Procedures.

### **00\_merging\_dobs**

The DOB process for Emily Noh countries (most of batch 2) was partially automated by the use of a web scrapper developed by Ivan Formichev (found in `/web_scripts`). The web scrapper was run on these countries. Then, research assistants manually located the DOBs that the scrapper failed to find. Finally, the results were merged into the individual standardized country files.

The DOB scrapper was used for Australia, Austria, Canada, Czech Republic, Estonia, Finland, France, Greece, Italy, Japan, Latvia, Luxembourg, Netherlands, New Zealand, Nigeria, Norway, Slovenia, Spain, Switzerland, and Turkey. The DOB scrapper was not used

for Benin, Cape Verde, Liberia, Mongolia, or Panama, as it returned virtually no useful data. These countries' DOBs were only coded manually.

### **01\_merge\_country\_data**

This file merges each batch of standardized country files into a single file and checks that the merged columns are identical.

### **02\_clean\_country\_data**

This file turns all missing entries to "NA", identifies and fixes `dob` errors, evaluates for MP gender balance, and adds a unique identifier to each entry. Major issues with `dob` were discovered that had to be manually corrected in the standardized files. All country `.xlsx` files completed in USA defaults had to have their `dob` columns transformed from M/D/Y to D/M/Y (this was the case for Bosnia, Colombia, Costa Rica, El Salvador, Lithuania, Mexico, Pakistan, Peru, Taiwan, United States, and Zambia). Bulgaria was completely recoded manually. Canada's `dob` entries were found to be inaccurate, so the country was processed through Formichev's web scrapper. Sporadic `dob` issues identified through the R code were manually fixed in the standardized country files.

### **03\_prepare\_cascot\_input**

This files creates a new shortened occupation column, cleans and recodes certain occupations, and creates the batched files that were then inputted into the CASCOT machine. The shortened occupation was created and used for the CASCOT machine because longer word strings tended to produce less accurate results.

### **04\_clean\_cascot\_output**

This file cleans up the returned CASCOT machine output files and joins them with the cleaned country data produced from `02_clean_country_data`. The CASCOT machine produces

four-digit ISCO-08 codes, so the last digit was removed to yield three-digit codes. A column with three-digit ISCO descriptions was also created to aid the manual coding process.

#### **05\_manual\_isco\_code**

This file merges all batched files together, corrects `last_occupation` and `ISCO08`, and verifies the results with the manually coded ISCO-08 entries. All changes produced through the manual coding procedures outlined in the Section on Coding Procedures were reconciled in this file.

#### **06\_final\_cleaning**

This file completes several cleaning and standardization tasks to produce the finalized database. It corrects and standardizes `education`, removes deleted legislators and corrects `party` entries (both of which are identified in batches 4 and 5), adds missing `dob` entries from the web scrapper, adds country-level variables, removes all accents, evaluates and removes duplicate entries, merges in source data, standardizes capitalization, trims remaining white space, and saves the final output.

Unique `education` entries are identified, and a handful of changes were made to the individual standardized country files for vague or improperly coded data.

During the process of verifying legislator lists and reconciling discrepancies between `total_mps` and `total_mps_in_data`, some legislators needed to be added and some needed to be removed. Additions were made in batches 4 and 5. Subtractions were made in this file. This was necessary to preserve `unique_id` identifiers, which were assigned after the individual standardized country files were merged into batches. Changes to party affiliation were also made in this file.

The web scrapper used earlier on the Emily Noh countries was utilized on all remaining entries with missing `dob` information (where manual attempts to find the info had already

failed). The scrapper was able to reduce missingness by about 10 percent. These located `dob` entries were merged into the dataset.

Unnecessary columns were removed, and a few columns were renamed. Any rows with blank names were removed. As a result, hundreds of blank entries in Jamaica and Senegal that were in the standardized files were removed.

Country-level contextual data was merged into the dataset as well. This information consisted of a UN country code; the year of election, parliamentary period, and legislature coded; the total number of legislators for that parliament and the number of legislators captured in the dataset; and the final date of data verification for each county.

Legislator-level sources were merged in from the clean country files. Because these files were not cleaned or standardized in any of the previous R code and did not include unique identifiers, accurately merging the data required significant manual cleaning. Legislators were matched on `country_name` and `name`. Checks were conducted to ensure that the sourcing information merged correctly.

Potential duplicate entries were identified and, where found to be actual duplicates, removed. Finally, capitalization for `name`, `first_name`, `last_name`, and occupation columns were each standardized, and white space in party entries was removed.

## References

- Elias, Peter, Keith Halstead, and Kenneth Prandy. 1993. *Computer Assisted Standard Occupational Coding*. HMSO.
- Jones, R. 2004. "CASCOT (Computer Aided Structured CODing Tool)." *Warwick: University of Warwick*.
- Kelly, C. L. 2019. *Party Proliferation and Political Contestation in Africa: Senegal in Comparative Perspective*. Contemporary African Political Economy. Springer International

Publishing. <https://books.google.com/books?id=1AGfDwAAQBAJ>.

Romero Ballivián, Salvador. 2018. *Diccionario Biográfico de Parlamentarios 1979 - 2019*.

Konrad Adenauer Stiftung.

vanHeerde-Hudson, Jennifer, and Rosie Campbell. 2015. "Parliamentary Candidates UK Dataset (v. 1)." [www.parliamentarycandidates.org](http://www.parliamentarycandidates.org).